

GARDEN REVIVAL  
GARDEN CLASSIC  
BOLLARD  
UP&DOWN  
DOWNLIGHT  
IN-GROUND  
BRICKLIGHT  
FLOODLIGHT  
BULKHEAD  
SOLAR  
URBAN CLASSIC  
URBAN REVIVAL  
URBAN MODERN  
POST  
LAMPS

# SIMON HIGH POWER LED

LARGE SIZE



Square lantern made in shockproof resin material, UV rays stabilized, rust and corrosion-free. Modular construction suitable for post top, wall and hanging installation. Provided with reflective ceiling designed to host the lighting source and equipped with TÜV-CB certified, long-life and efficient **E27 high power LED lamp included**. Insulation class II, Protection rating IP55.

*Lanterna quadra realizzata in resina antiurto, stabilizzato ai raggi UV, inattaccabile da ruggine e corrosione. Idonea per il montaggio a palo, a sospensione o a parete. Provvista di soffitto riflettente progettato per accogliere la sorgente luminosa e fornita **completa di lampada a LED E27 ad ALTA POTENZA**, certificata TÜV-CB di lunga durata ed elevata efficienza. Classe di isolamento II, grado di protezione IP55.*



U33.132.Q1K

E27 HIGH POWER LED

**INDOOR & OUTDOOR USE**

+80°C  
-30°C

90% HUMIDITY

VOLTAGE SURGE RESISTANT

DRIVER SILICONE PROTECTION

**CCT SETTABLE**

3000 K 4000 K

SDCM <6




**SIMON HIGH POWER LED - LANTERN COMPONENTS**

IP55



Decorative **PINNACLE** to be mounted on the roof top for post installation or on the lantern base for hanging installation.

*PINNACOLO decorativo applicabile alla sommità del tetto (montaggio a palo) o sulla base della gabbia (montaggio a sospensione).*

Lantern **ROOF** made of shockproof resin material. Tool-free opening for relamping and maintenance.

*TETTO realizzato in resina antiurto. Rimovibile senza l'ausilio di attrezzi per manutenzione e cambio lampadina.*

High temperature resistant reflective **CEILING** made of shockproof resin material. Provided with E27 lampholder and equipped with **HIGH POWER LED lamp**. Designed to host and protect the lighting source, granting its safe and quick installation.

*SOFFITTO riflettente realizzato in resina antiurto ad alta resistenza al calore. Fornito completo di portalamпада E27 e provvisto di lampada a LED ad ALTA POTENZA. Progettato per accogliere e proteggere la sorgente luminosa garantendone una veloce e sicura installazione.*

**DIFFUSER** of UV-rays stabilized PMMA, with recess for a power supply cable. One piece only closed at the base to ensure high protection against external agents.

*DIFFUSORE in PMMA resistente ai raggi UV, provvisto di sede per l'alloggiamento del cavo di alimentazione. Realizzato in unico pezzo chiuso alla base per garantire un alto livello di protezione contro gli agenti esterni.*

**CAGE** made of shockproof resin material, UV-rays stabilized, rust and corrosion-free.

*GABBIA realizzata in resina antiurto, stabilizzata ai raggi UV, inattaccabile da ruggine e corrosione.*

**SIMON HIGH POWER LED**

U33.000 \*



**Dimensions and weight**

Height: 560 mm  
Width: 330 mm  
Depth: 330 mm  
Weight: 4,6 Kg  
Junction to support: diameter 60 mm  
Area exposed to wind pressure:  
CxS = m<sup>2</sup> 0,102

**Moulded colours:**

Black  White

**Painted colours:**

Antique green  Antique bronze

**Diffuser PMMA:**

Clear  Opal

**HIGH POWER LED**




- **COST SAVING:** long-life and efficient LED light source.
- **BUILT-IN DRIVER:** quick and easy lamp replacement.
- **GREAT FLEXIBILITY:** E27 standard lamp holder.
- **FUTURE-PROOFED LUMINARIES:** performances easy to upgrade to latest technology developments.
- **SUITABLE FOR OUTDOOR USE:** built-in driver fully protected against heat and humidity by silicone paste.

**100 - 240 V**

Lantern equipped with TÜV-CB certified, long-life and efficient **E27 high power LED lamp**, granting the same luminous flux of traditional SON/HQI lighting sources. The lamp can be quickly and easily replaced, making the luminaries maintenance very simple.

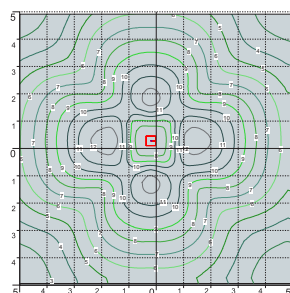

LAMP	POWER	LUMINOUS FLUX UP TO	COLOUR TEMP.	*ADD. SUFFIX
(*)	15 W	1690 lm	4000 K	.R1K
			3000 K	
CCT SET LED E27	30 W	3620 lm	4000 K	.Q1K
			3000 K	
LED E27	50W	6550 lm	4000 K	.H1L
			3000 K	

**LED LAMPS**



Comply with: EU2019/2015  
EU2019/2020  
Technical details on page 636.

**PHOTOMETRIC DATA SAMPLE**




**SIMON E27 LED HIGH POWER 30W**

POST height 3,5mt  
10x10mt area: average 15 lux

The photometric data for all the versions are available upon request or on our website.

**CCT SETTABLE LED LAMP(\*)**



CCT switch settable in two different positions, to select the desired Kelvin temperature (3000K/4000K) and get a customized ambiance. (15 and 30W only)

\* ADD THESE SUFFIXES TO THE REFERENCES MENTIONED IN THE CATALOGUE

GARDEN REVIVAL  
GARDEN CLASSIC  
BOLLARD  
UP&DOWN  
DOWNLIGHT  
IN-GROUND  
BRICKLIGHT  
FLOODLIGHT  
BULKHEAD  
SOLAR  
URBAN CLASSIC  
URBAN REVIVAL  
URBAN MODERN  
POST  
LAMPS

# SIMON E27

LARGE SIZE



E27 square lantern in classic style, made of shockproof resin material, UV-rays stabilized, rust and corrosion-free. Modular construction suitable for post top, hanging and wall installation. Provided with high temperature resistant ceiling suitable for ballast fixation. Insulation class II, protection rating IP 55.

*Lanterna quadra E27 in stile classico, realizzata in resina antiurto, stabilizzata ai raggi UV, inattaccabile da ruggine e corrosione. Idonea per il montaggio a palo, a sospensione o a parete. Fornita con soffitto ad alta resistenza al calore idoneo per il fissaggio dei reattori. Classe di isolamento II, grado di protezione IP55.*

6,5W 800 lm	8,5W 920 lm	11W 1200 lm	
2700 K	2700 K	4000 K	6500 K
+80°C -30°	90% HUMIDITY	VOLTAGE SURGE RESISTANT	
<b>INDOOR &amp; OUTDOOR USE</b>			



U33.000.T1K

		UV-TREATED	DOUBLE INSULATION		





**SIMON E27 - LANTERN COMPONENTS**

**IP55**



Decorative **PINNACLE** to be mounted on the roof top for post installation or on the lantern base for hanging installation.

***PINNACOLO** decorativo applicabile alla sommità del tetto (montaggio a palo) o sulla base della gabbia (montaggio a sospensione).*



Lantern **ROOF** made of shockproof resin material. Tool-free opening for relamping and maintenance.

***TETTO** realizzato in resina antiurto. Rimovibile senza l'ausilio di attrezzi per manutenzione e cambio lampadina.*



High temperature resistant reflective **CEILING** made of shockproof resin material. Provided with E27 lampholder and suitable for ballast fixation.

***SOFFITTO** riflettente realizzato in resina antiurto ad alta resistenza al calore. Fornito completo di portalamпада E27 e idoneo per il fissaggio dei reattori.*



**DIFFUSER** of UV-rays stabilized PMMA, with recess for a power supply cable. One piece only closed at the base to ensure high protection against external agent.

***DIFFUSORE** in PMMA resistente ai raggi UV, provvisto di sede per l'alloggiamento del cavo di alimentazione. Realizzato in un unico pezzo chiuso alla base per garantire un alto livello di protezione contro gli agenti esterni.*

**CAGE** made of shockproof resin material, UV-rays stabilized, rust and corrosion-free.

***GABBIA** realizzata in resina antiurto, stabilizzata ai raggi UV, inattaccabile da ruggine e corrosione.*

**SIMON E27**

U33.000 \*



**Dimensions and weight**

Height: 560 mm  
Width: 330 mm  
Depth: 330 mm  
Weight: 3,8 Kg  
Junction to support: diameter 60 mm  
Area exposed to wind pressure: CxS = m<sup>2</sup> 0,102

**Moulded colours:**

Black  White

**Painted colours:**

Antique green  Antique bronze

**Diffuser PMMA:**

Clear  Opal

**LED LAMPS**



Comply with: EU2019/2015  
EU2019/2020  
Technical details on page 636.

**E27 VERSION**

100 - 240 V

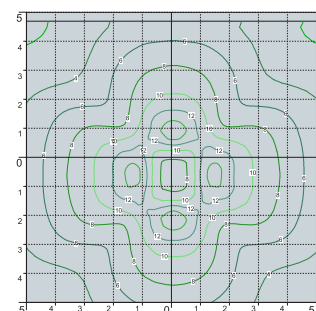
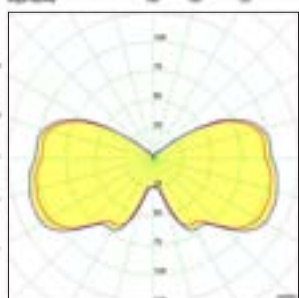
\*ADD SUFFIX



Suitable lamps: CFL-LED-SON-HQI MAX 70W		<b>E27</b> lampholder only		.E27
LAMP	POWER	LUMINOUS FLUX UP TO	COLOUR TEMP.	
FILAMENT LED E27	<b>6,5W</b>	<b>800 lm</b>	<b>2700 K</b>	.F1R
CCT SET LED E27 (*)	<b>8,5 W</b>	<b>920 lm</b>	6500 K 4000 K 2700 K	.V1K
CCT SET LED E27 (*)	<b>11 W</b>	<b>1200 lm</b>	6500 K 4000 K 2700 K	.T1K

E27 lantern supplied as an option with TÜV-CB certified, long-life, efficient **LED lamps suitable for outdoor use.**

**PHOTOMETRIC DATA SAMPLE**



**SIMON E27 clear SON 70W.**

POST height 3.5mt  
10 x 10mt area: average 11 lux

The photometric data for all the versions are available upon request or on our website.

**CCT SETTABLE LED LAMP**



CCT switch settable in three different positions, to select the desired Kelvin temperature (2700K/4000K/6500K) and get a customized ambience.

\* ADD THESE SUFFIXES TO THE REFERENCES MENTIONED IN THE CATALOGUE

GARDEN REVIVAL  
GARDEN CLASSIC  
BOLLARD  
UP&DOWN  
DOWNLIGHT  
IN-GROUND  
BRICKLIGHT  
FLOODLIGHT  
BULKHEAD  
SOLAR  
URBAN CLASSIC  
URBAN REVIVAL  
URBAN MODERN  
POST  
LAMPS

# SIMON GX53 LED - FLAT DIFFUSER

LARGE SIZE



Square lantern in classic style, made of shockproof resin material, UV-rays stabilized, rust and corrosion-free. Modular construction suitable for post top, hanging and wall installation. Supplied as standard with **FLAT diffuser** and equipped with TÜV-CB certified, long-life, powerful, efficient and **Kelvin settable GX53 LED modular system**. Designed according to the international regulations against light pollution (standard UNI 10819). Insulation class II, Protection rating IP 55.

*Lanterna quadra in stile classico, realizzata in resina antiurto, stabilizzata ai raggi UV, inattaccabile da ruggine e corrosione. Idonea per il montaggio a palo, a sospensione o a parete. Fornita con diffusore piatto ed equipaggiata con sistema modulare a LED GX53 con Kelvin impostabile, certificato TÜV-CB di lunga durata ed alta efficienza. Progettato in ottemperanza alle norme internazionali contro l'inquinamento luminoso (standard UNI 10819). Classe di isolamento II, grado di protezione IP55.*



U35.132.D4K

**CCT SETTABLE**

SDCM < 6

3000 K 4000 K 6500 K






## SIMON GX53 LED - LANTERN COMPONENTS

IP55



Decorative **PINNACLE** to be mounted on the roof top for post installation or on the lantern base for hanging installation.

**PINNACOLO** decorativo applicabile alla sommità del tetto (montaggio a palo) o sulla base della gabbia (montaggio a sospensione).

**LANTERN ROOF** made of shockproof resin material, UV-rays stabilized. Tool-free opening for relamping and maintenance.

**TETTO** realizzato in resina antiurto, stabilizzata ai raggi UV. Rimovibile senza l'ausilio di attrezzi per manutenzione e cambio lampadina.

**DIFFUSER** with flat shape made of UV-rays stabilized polymethylmethacrylate (PMMA), provided with silicone rubber gasket to ensure an increased protection against external agent.

**DIFFUSORE** in polimetilmetacrilato (PMMA) con configurazione piatta, provvisto di guarnizione in gomma siliconica per garantire una migliore protezione contro gli agenti esterni.

**CAGE** made of shockproof resin material, UV-rays stabilized, rust and corrosion-free.

**GABBIA** realizzata in resina antiurto, stabilizzata ai raggi UV, inattaccabile da ruggine e corrosione.

## SIMON GX53 LED

U35.000 \*



### Dimensions and weight

Height: 560 mm  
Width: 330 mm  
Depth: 330 mm  
Weight: 4,6 Kg  
Junction to support: diameter 60 mm  
Area exposed to wind pressure:  
CxS = m<sup>2</sup> 0,102

### Moulded colours:

Black  White

### Painted colours:

Antique green  Antique bronze

### Diffuser PMMA:


Clear  Opal

## GX53 LED

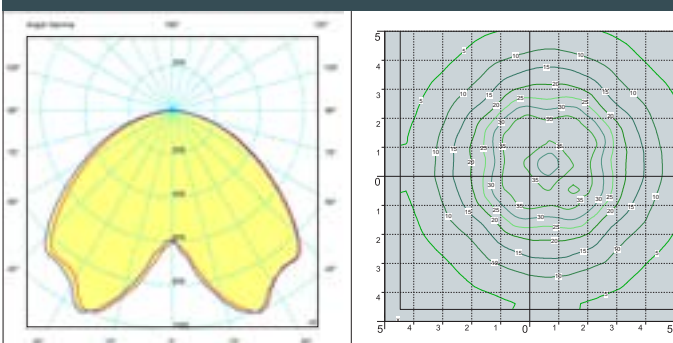


- **COST SAVING:** long-life and efficient LED light sources.
- **BUILT-IN DRIVER:** quick and easy lamp replacement.
- **GREAT FLEXIBILITY:** GX53 standard lamp holder.
- **FUTURE-PROOFED LUMINARIES:** performances easy to upgrade to latest technology developments.
- **SUITABLE FOR OUTDOOR USE:** built-in driver fully protected against heat and humidity by silicone paste.

Lantern supplied with white resin CEILING provided with 4x TÜV-CB certified, long-life, efficient and Kelvin settable GX53 LED lamps included. Each lamp can be quickly and easily replaced individually, making the luminaries maintenance very simple.

100 - 240 V				
LAMP	POWER	LUMINOUS FLUX (Φ TOTAL) UP TO	COLOUR TEMP.	*ADD. SUFFIX
 GX53 LED	4x 10 W <b>40 W</b>	<b>5160 lm</b>	6500 K 4000 K 3000 K	.D4K

## PHOTOMETRIC DATA SAMPLE



**SIMON GX53 LED**  
4X10W

POST height 4mt  
10x10mt area: average 22 lux

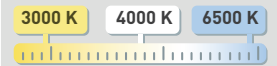
The photometric data for all the versions are available upon request or on our website.

## LED LAMPS



Comply with: EU2019/2015  
EU2019/2020  
Technical details on page 636.

## CCT SETTABLE LED LAMP



CCT switch settable in three different positions, to select the desired Kelvin temperature (3000K/4000K/6500K) and get a customized ambience.

LAMPS  
POST  
URBAN MODERN  
URBAN REVIVAL  
URBAN CLASSIC  
SOLAR  
BULKHEAD  
FLOODLIGHT  
BRICKLIGHT  
IN-GROUND  
DOWNLIGHT  
UP&DOWN  
BOLLARD  
GARDEN CLASSIC  
GARDEN REVIVAL

# TABOR/SIMON

LARGE SIZE



U33.204.R30.Q1K



U33.204.R20.Q1K



U33.204.Q1K





**TABOR OFIR/SIMON 2L**  
U33.204.R20  
U35.204.R20

**GX53**  
Pcs 1  
Kg 36,5  
mc 0,268

**TABOR OFIR/SIMON 3L**  
U33.204.R30  
U35.204.R30

**GX53**  
Pcs 1  
Kg 41,1  
mc 0,342

**TABOR/SIMON**  
U33.204  
U35.204

**GX53**  
Pcs 1  
Kg 30,1  
mc 0,196

**TABOR OFIR/SIMON 2L**  
U33.204.R20  
U35.204.R20

**GX53**  
Pcs 1  
Kg 36,5  
mc 0,268

**TABOR OFIR/SIMON 3L**  
U33.204.R30  
U35.204.R30

**GX53**  
Pcs 1  
Kg 41,1  
mc 0,342