

GARDEN REVIVAL
GARDEN CLASSIC
BOLLARD
UP&DOWN
DOWNLIGHT
IN-GROUND
BRICKLIGHT
FLOODLIGHT
BULKHEAD
SOLAR
URBAN CLASSIC
URBAN REVIVAL
URBAN MODERN
POST
LAMPS

REMO 500 HIGH POWER LED

GRAND SIZE



Modern luminaries made in shockproof resin material, UV rays stabilized, rust and corrosion-free. Suitable for post top and wall installation. Provided with double PMMA diffusers and with reflective ceiling designed to host the lighting source. Equipped with TÜV-CB certified, long-life and efficient **E27 high power LED lamp included**. Insulation class II, Protection rating IP55.

Diffusore moderno realizzato in resina antiurto, stabilizzato ai raggi UV, inattaccabile da ruggine e corrosione. Idoneo per il montaggio a palo e a parete. Provvisto di un doppio diffusore in metacrilato e di soffitto riflettente, progettato per accogliere la sorgente luminosa. Fornito completo di lampada a LED E27 ad ALTA POTENZA, certificata TÜV-CB di lunga durata ed elevata efficienza. Classe di isolamento II, grado di protezione IP55.



R60.000.W1L

E27 HIGH POWER LED

INDOOR & OUTDOOR USE

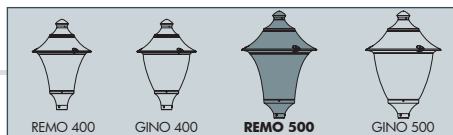
+80°C
-30°

90% HUMIDITY

VOLTAGE SURGE RESISTANT

DRIVER SILICONE PROTECTION





REMO 500 HIGH POWER LED - COMPONENTS

IP55



ROOF complete with decorative pinnacle made of shockproof resin material, UV-rays stabilized, rust and corrosion-free.

TETTO completo di pinnacolo decorativo, realizzato in resina antiurto, stabilizzata ai raggi UV, inattaccabile da ruggine e corrosione.

High temperature resistant reflective **CEILING** made of shockproof resin material. Provided with E27 lampholder and equipped with **HIGH POWER LED lamp**. Designed to host and protect the lighting source, granting its safe and quick installation.

SOFFITTO riflettente realizzato in resina antiurto ad alta resistenza al calore. Fornito completo di portalampana E27 e provvisto di lampada a LED ad ALTA POTENZA. Progettato per accogliere e proteggere la sorgente luminosa e per garantirne una veloce e sicura installazione.

INNER DIFFUSER made of opal PMMA to gather the lighting output and get its uniform spread.

DIFFUSORE INTERNO realizzato in PMMA opale per raccogliere il fascio di luce e garantirne un'uniforme distribuzione.

OUTER DIFFUSER made of UV-rays stabilized polymethylmethacrylate (PMMA), one piece only, available in clear or opal colour.

DIFFUSORE ESTERNO realizzato in polimetilmetacrilato (PMMA) stabilizzato ai raggi UV, disponibile in colore trasparente o opale.

BASE made in shockproof resin material consisting of a support for post top installation (diam 60mm) and of a cover designed for the inner diffuser fixation.

BASE dell'apparecchio realizzata in resina antiurto, composta da un supporto (diam 60mm) e da un coperchio sui cui viene fissato il diffusore interno.

REMO 500 GX53 LED

R60.000 *



Dimensions and weight

Height: 850 mm
Diameter: 600 mm
Weight: 9 Kg
Junction to support: diameter 60 mm
Area expose to wind pressure:
CxS = m² 0,238

Moulded colours:

Black White Grey

Diffuser PMMA:



Clear Opal

HIGH POWER LED



- **COST SAVING:** long-life and efficient LED light source.
- **BUILT-IN DRIVER:** quick and easy lamp replacement.
- **GREAT FLEXIBILITY:** E27 standard lamp holder.
- **FUTURE-PROOFED LUMINARIES:** performances easy to upgrade to latest technology developments.
- **SUITABLE FOR OUTDOOR USE:** built-in driver fully protected against heat and humidity by silicone paste.

Luminaires equipped with TÜV-CB certified, long-life and efficient **E27 high power LED lamp**, granting the same luminous flux of traditional SON/HQI lighting sources. The lamp can be quickly and easily replaced, making the luminaries maintenance very simple.

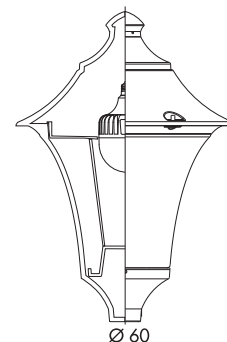
100 - 240 V				
LAMP	POWER	LUMINOUS FLUX UP TO	COLOUR TEMP.	*ADD. SUFFIX
E27 	50 W	6550 lm	4000 K	.H1L
			3000 K	.H1R
E27 	60 W	7600 lm	4000 K	.W1L
			3000 K	.W1R

LED LAMPS

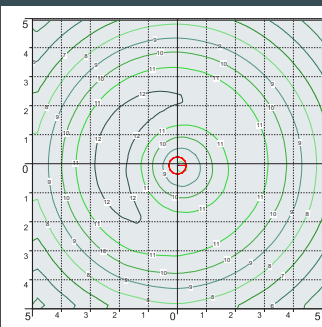
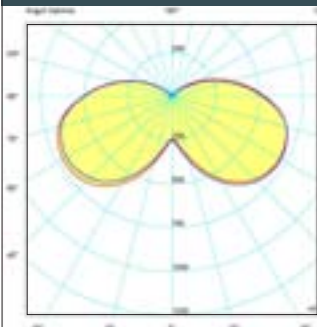


Comply with: EU2019/2015
EU2019/2020
Technical details on page 636.

DOWNWARD LIGHT EMISSION



PHOTOMETRIC DATA SAMPLE



REMO 500 E27 HIGH POWER LED 60W

POST height 5mt
10x10mt area: average 9 lux

The photometric data for all the versions are available upon request or on our website.

* ADD THESE SUFFIXES TO THE REFERENCES MENTIONED IN THE CATALOGUE

GARDEN REVIVAL
GARDEN CLASSIC
BOLLARD
UP&DOWN
DOWNLIGHT
IN-GROUND
BRICKLIGHT
FLOODLIGHT
BULKHEAD
SOLAR
URBAN CLASSIC
URBAN REVIVAL
URBAN MODERN
POST
LAMPS

REMO 500 GX53 LED

GRAND SIZE



Modern luminaries made of shockproof resin material, UV-rays stabilized, rust and corrosion-free. Suitable for post top or wall installation. Equipped with TÜV-CB certified, long-life, efficient and **Kelvin settable GX53 LED modular system**. Insulation class II, Protection rating IP55.

*Diffusore moderno realizzato in resina antiurto, stabilizzato ai raggi UV, inattaccabile da ruggine e corrosione. Idoneo per il montaggio a palo o a parete. Provvisto di **sistema modulare a LED GX53 con Kelvin impostabile** certificato TÜV-CB di lunga durata ed alta efficienza. Classe di isolamento II, grado di protezione IP55.*



R60.000.D9K


CCT SETTABLE

3000 K 4000 K 6500 K

SDCM <6

RECYCLABLE	ANTI-SHOCK	TEMPERATURE		WALL POST

MADE IN ITALY



REMO 500 GX53 LED - COMPONENTS

IP55



ROOF complete with decorative pinnacle made of shockproof resin material, UV-rays stabilized, rust and corrosion-free.

TETTO completo di pinnacolo decorativo, realizzato in resina antiurto, stabilizzata ai raggi UV, inattaccabile da ruggine e corrosione.

DIFFUSER made of UV-rays stabilized polymethylmethacrylate (PMMA), one piece only, available in clear or opal colour.

DIFFUSORE realizzato in polimetilmetacrilato (PMMA) stabilizzato ai raggi UV, disponibile in colore trasparente o opale.

Decorative connection **RING** to be fixed on the luminaries diffuser.

ANELLO decorativo di connessione da fissare sul diffusore dell'apparecchio.

BASE made in shockproof resin material consisting of a support for post top installation (Ø 60mm) and of a white resin **CONE REFLECTOR**, to direct downwards the lighting output.

BASE dell'apparecchio realizzata in resina antiurto composta da un supporto per permettere il fissaggio dell'apparecchio a palo (Ø 60mm) e da un **CONO** riflettente in resina bianca per indirizzare verso il basso il flusso luminoso.

REMO 500 GX53 LED

R60.000 *



Dimensions and weight

Height: 850 mm
Diameter: 600 mm
Weight: 9 Kg
Junction to support: diameter 60 mm
Area expose to wind pressure:
CxS = m² 0,238

Moulded colours:

Black White Grey

Diffuser PMMA:

Clear Opal

GX53 LED



- **COST SAVING:** long-life and efficient LED light sources.
- **BUILT-IN DRIVER:** quick and easy lamp replacement.
- **GREAT FLEXIBILITY:** GX53 standard lamp holder.
- **FUTURE-PROOFED LUMINARIES:** performances easy to upgrade to latest technology developments.
- **SUITABLE FOR OUTDOOR USE:** built-in driver fully protected against heat and humidity by silicone paste.

Luminaries supplied with white resin CEILING provided with TÜV-CB certified, long-life, efficient and 9x Kelvin settable GX53 LED lamps included. Each lamp can be quickly and easily replaced individually, making the luminaries maintenance very simple.

100 - 240 V

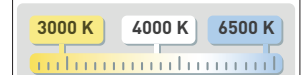
LAMP	POWER	LUMINOUS FLUX (Φ TOTAL) UP TO	COLOUR TEMP.	*ADD. SUFFIX
GX53 LED	9x 10W 90W	11610 lm	6500 K 4000 K 3000 K	.D9K

LED LAMPS



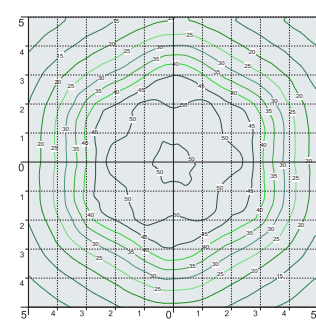

Comply with: EU2019/2015
EU2019/2020
Technical details on page 636.

CCT SETTABLE LED LAMP



CCT switch settable in three different positions, to select the desired Kelvin temperature (3000K/4000K/6500K) and get a customized ambience.

PHOTOMETRIC DATA SAMPLE



REMO 500 GX53 LED
9X10W

POST height 5mt
10x10mt area: average 31 lux

The photometric data for all the versions are available upon request or on our website.

* ADD THESE SUFFIXES TO THE REFERENCES MENTIONED IN THE CATALOGUE

GARDEN REVIVAL
GARDEN CLASSIC
BOLLARD
UP&DOWN
DOWNLIGHT
IN-GROUND
BRICKLIGHT
FLOODLIGHT
BULKHEAD
SOLAR
URBAN CLASSIC
URBAN REVIVAL
URBAN MODERN
POST
LAMPS

REMO 500 E27

GRAND SIZE




Modern luminaries made of shockproof resin material, UV-rays stabilized, rust and corrosion-free. Suitable for post top or wall installation. Provided with aluminum reflector to optimize the light distribution. Base equipped with E27 or E40 lampholder and prepared for louvre fixation. Insulation class II, Protection rating IP55.

Diffusore moderno realizzato in resina antiurto, stabilizzato ai raggi UV, inattaccabile da ruggine e corrosione. Idoneo per il montaggio a palo o a parete. Provvisto di parabola riflettente in alluminio per direzionare il flusso luminoso. Base con portalampada E27 o E40 predisposta per il fissaggio del frangiluce. Idoneo per il montaggio a palo e a parete. Classe di isolamento II, grado di protezione IP55.



R60.000.E27FC6





REMO 500 E27 - E40 - COMPONENTS

IP55



ROOF complete with decorative pinnacle made of shockproof resin material, UV-rays stabilized, rust and corrosion-free.

TETTO completo di pinnacolo decorativo, realizzato in resina antiurto, stabilizzato ai raggi UV, inattaccabile da ruggine e corrosione.

Parabolic **REFLECTOR** made of anodized aluminium and fixed under the luminaries roof, designed to optimize the light efficiency performance and to allow a uniform light distribution.

PARABOLA riflettente realizzata in alluminio anodizzato, fissata sotto il tetto del diffusore, progettata per ottimizzare il rendimento luminoso e permettere una uniforme distribuzione della luce.

DIFFUSER made of UV-rays stabilized polymethylmethacrylate (PMMA), one piece only, available in clear or opal colour.

DIFFUSORE realizzato in polimetilmetacrilato (PMMA) stabilizzato ai raggi UV, un pezzo unico, disponibile in colore trasparente o opale.



Chrome aluminium **LOUVRE** with a laminar symmetrical optic system to direct the lighting output and to get a lower dazzle (optional).

FRANGILUCE in alluminio cromato con sistema ottico lamellare a ripartizione simmetrica per orientare il fascio di luce e ridurre l'abbagliamento (opzionale).

Resin **BASE** consisting of a support (Ø 60mm) and of a cover suitable for ballast fixation on its lower side and provided with E27 or E40 lampholder on its upper side.

BASE in resina composta da un supporto e da un coperchio nella cui parte inferiore possono essere fissati i reattori e nella cui parte superiore si trova l'alloggiamento per il portalampada E27 o E40 (incluso).



REMO 500 E27

Dimensions and weight
Height: 850 mm
Diameter: 600 mm
Weight: 6,5 Kg
Junction to support: diameter 60 mm
Area expose to wind pressure:
CxS = m² 0,238

Moulded colours:

Black White Grey

Diffuser PMMA:

Clear Opal

CHROME ALUMINIUM LOUVRE

H.FC6 open
Upward position



E27-E40

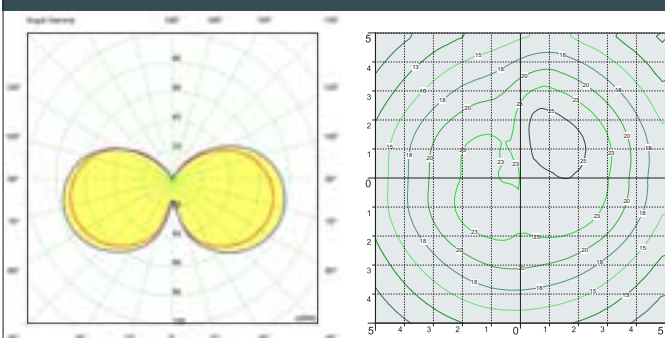
*ADD. SUFFIX



Luminaries supplied with E27 or E40 lampholder.

suitable lamps: CFL-LED SON-HQI max 150W	E27 Lampholder only	.E27
	E40 Lampholder only	.E40

PHOTOMETRIC DATA SAMPLE



REMO 500 E27
HQI 150W

POST height 5mt
10x10mt area: average 19 lux

The photometric data for all the versions are available upon request or on our website.

* ADD THESE SUFFIXES TO THE REFERENCES MENTIONED IN THE CATALOGUE

LAMPS
POST
URBAN MODERN
URBAN REVIVAL
URBAN CLASSIC
SOLAR
BULKHEAD
FLOODLIGHT
BRICKLIGHT
IN-GROUND
DOWNLIGHT
UP&DOWN
BOLLARD
GARDEN CLASSIC
GARDEN REVIVAL

REMO 500


GRAND SIZE



R60.417.D9K



R60.374.W1L

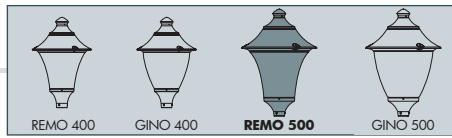


R60.253.W1L



R60.115.W1R





EKTOR 6000/REMO500
R60.384.000

Pcs 1
Kg 84
mc 1,32

6735

400

EKTOR 5000/REMO500 R60.377.000	AKILLE 5000/REMO500 R60.427.000
Pcs 1 Kg 54,5 mc 0,39	
EKTOR 4500/REMO500 R60.374.000	AKILLE 4500/REMO500 R60.424.000
Pcs 1 Kg 49 mc 0,36	

600

5735
5235

265

EKTOR5000
AKILLE4500

EKTOR 4000/REMO500 R60.371.000	AKILLE 4000/REMO500 R60.421.000
Pcs 1 Kg 43,5 mc 0,33	
EKTOR 3500/REMO500 R60.367.000	AKILLE 3500/REMO500 R60.417.000
Pcs 1 Kg 40,1 mc 0,31	
EKTOR 3000/REMO500 R60.364.000	AKILLE 3000/REMO500 R60.414.000
Pcs 1 Kg 36,7 mc 0,28	

600

4735
4235
3735

265

EKTOR4000
AKILLE3500

REMO500
R60.000

Pcs 1
Kg 9
mc 0,11

600

850

Ø 60

PILAR/REMO500
R60.253

Pcs 1
Kg 11
mc 0,14

920

1250

NEW LOT/REMO500
R60.115

Pcs 1
Kg 9,3
mc 0,12

600

960