

GARDEN REVIVAL  
GARDEN CLASSIC  
BOLLARD  
UP&DOWN  
DOWNLIGHT  
IN-GROUND  
BRICKLIGHT  
FLOODLIGHT  
BULKHEAD  
SOLAR  
URBAN CLASSIC  
URBAN REVIVAL  
URBAN MODERN  
POST  
LAMPS

# BEPPE 500 HIGH POWER LED

GRAND SIZE



Modern luminaries made in shockproof resin material, UV rays stabilized, rust and corrosion-free. Suitable for post top and wall installation. Provided with reflective ceiling designed to host the lighting source and equipped with TÜV-CB certified, long-life and efficient **E27 high power LED lamp included**. Insulation class II, Protection rating IP55.

*Diffusore moderno realizzato in resina antiurto, stabilizzato ai raggi UV, inattaccabile da ruggine e corrosione. Idoneo per il montaggio a palo e a parete. Provvisto di soffitto riflettente progettato per accogliere la sorgente luminosa e fornito completo di **lampada a LED E27 ad ALTA POTENZA**, certificata TÜV-CB di lunga durata ed elevata efficienza. Classe di isolamento II, grado di protezione IP55.*



P50.000.H1L

E27 HIGH POWER LED

**INDOOR & OUTDOOR USE**












**+80°C**  
-30°

**90% HUMIDITY**

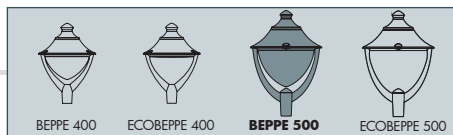
VOLTAGE SURGE RESISTANT

DRIVER SILICONE PROTECTION







## BEPPE 500 HIGH POWER LED - COMPONENTS

IP55



**ROOF** made of shockproof resin material, UV-rays stabilized, rust and corrosion-free.

**TETTO** realizzato in resina antiurto, stabilizzata ai raggi UV, inattaccabile da ruggine e corrosione.

High temperature resistant reflective **CEILING** made of shockproof resin material. Provided with E27 lampholder and equipped with **HIGH POWER LED lamp**. Designed to host and protect the lighting source, granting its safe and quick installation.

**SOFFITTO** riflettente realizzato in resina antiurto ad alta resistenza al calore. Fornito completo di portalamпада E27 e provvisto di lampada a LED ad ALTA POTENZA. Progettato per accogliere e proteggere la sorgente luminosa e per garantirne una veloce e sicura installazione.

**DIFFUSER** made of UV-rays stabilized polymethylmethacrylate (PMMA), one piece only, available in clear or opal colour.

**DIFFUSORE** realizzato in polimetilmetacrilato (PMMA) stabilizzato ai raggi UV, un pezzo unico, disponibile in colore trasparente o opale.

**CAGE** for post top installation complete with connection ring (one piece only) to be fixed on the luminaries diffuser.

**BIPODE** in un unico pezzo completo di anello di connessione da fissare sul diffusore dell'apparecchio.

## BEPPE 500 HIGH POWER LED

P60.000 \*



### Dimensions and weight

Height: 850 mm  
Diameter: 600 mm  
Weight: 7.5 Kg  
Junction to support: Ø 60 mm  
Area expose to wind pressure: CxS = m<sup>2</sup> 0,246

### Moulded colours:

Black White Grey

### Diffuser PMMA:



Clear Opal

## HIGH POWER LED



- **COST SAVING:** long-life and efficient LED light source.
- **BUILT-IN DRIVER:** quick and easy lamp replacement.
- **GREAT FLEXIBILITY:** E27 standard lamp holder.
- **FUTURE-PROOFED LUMINARIES:** performances easy to upgrade to latest technology developments.
- **SUITABLE FOR OUTDOOR USE:** built-in driver fully protected against heat and humidity by silicone paste.

### 100 - 240 V

LAMP	POWER	LUMINOUS FLUX UP TO	COLOUR TEMP.	*ADD. SUFFIX
E27 	50 W	6550 lm	4000 K	.H1L
			3000 K	.H1R
E27 	60 W	7600 lm	4000 K	.W1L
			3000 K	.W1R

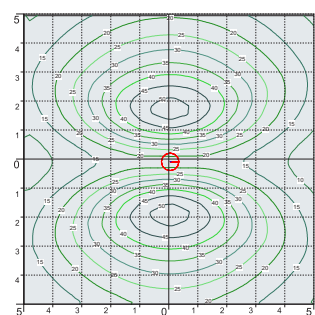
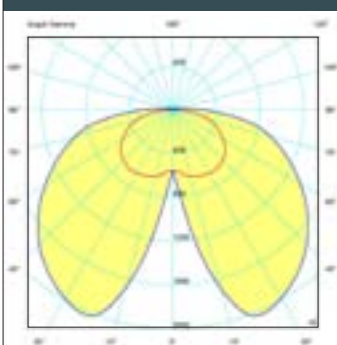
Luminaries equipped with TÜV-CB certified, long-life and efficient E27 high power LED lamp, granting the same luminous flux of traditional SON/HQI lighting sources. The lamp can be quickly and easily replaced, making the luminaries maintenance very simple.

## LED LAMPS



Comply with: EU2019/2015  
EU2019/2020  
Technical details on page 636.

## PHOTOMETRIC DATA SAMPLE



**BEPPE 500 E27 HIGH POWER LED 60W**

POST height 5mt  
10x10mt area: average 25 lux

The photometric data for all the versions are available upon request or on our website.

\* ADD THESE SUFFIXES TO THE REFERENCES MENTIONED IN THE CATALOGUE

GARDEN REVIVAL  
GARDEN CLASSIC  
BOLLARD  
UP&DOWN  
DOWNLIGHT  
IN-GROUND  
BRICKLIGHT  
FLOODLIGHT  
BULKHEAD  
SOLAR  
URBAN CLASSIC  
URBAN REVIVAL  
URBAN MODERN  
POST  
LAMPS

# BEPPE 500 GX53 LED

GRAND SIZE



Modern luminaries made of shockproof resin material, UV-rays stabilized, rust and corrosion-free. Suitable for post top or wall installation. Equipped with TÜV-CB certified, long-life, efficient and Kelvin settable GX53 LED modular system. Designed according to the international regulations against light pollution (standard UNI 10819). Insulation class II, Protection rating IP55.

*Diffusore moderno realizzato in resina antiurto, stabilizzato ai raggi UV, inattaccabile da ruggine e corrosione. Idoneo per il montaggio a palo o a parete. Provvisto di sistema modulare a LED GX53 con Kelvin impostabile certificato TÜV-CB di lunga durata ed alta efficienza. Progettato in ottemperanza alle norme internazionali contro l'inquinamento luminoso (standard UNI 10819). Classe di isolamento II, grado di protezione IP55.*



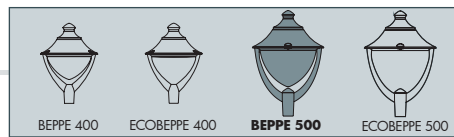
P60.000.D9K

**CCT SETTABLE**

3000 K 4000 K 6500 K

SDCM < 6



**BEPPE 500 GX53 LED - COMPONENTS**

**IP55**



**ROOF** complete with decorative pinnacle made of shockproof resin material one piece only, UV-rays stabilized, rust and corrosion-free.

**TETTO** completo di pinnacolo decorativo in un unico pezzo, realizzato in resina antiurto, stabilizzata ai raggi UV, inattaccabile da ruggine e corrosione

**DIFFUSER** made of UV-rays stabilized polymethylmethacrylate (PMMA), one piece only, available in clear or opal colour.

**DIFFUSORE** realizzato in polimetilmetacrilato (PMMA) stabilizzato ai raggi UV, disponibile in colore trasparente o opale.

**CAGE** for post top installation complete with connection ring (one piece only) to be fixed on the luminaries diffuser.

**BIPODE** in un unico pezzo completo di anello di connessione da fissare sul diffusore dell'apparecchio.

**BEPPE 500 GX53 LED**

P60.000 \*



**Dimensions and weight**

Height: 850 mm  
Diameter: 600 mm  
Weight: 9,1 Kg  
Junction to support: diameter 60 mm  
Area expose to wind pressure:  
CxS = m<sup>2</sup> 0,246

**Moulded colours:**

Black  White  Grey

**Diffuser PMMA:**


Clear  Opal

**GX53 LED**



- **COST SAVING:** long-life and efficient LED light sources.
- **BUILT-IN DRIVER:** quick and easy lamp replacement.
- **GREAT FLEXIBILITY:** GX53 standard lamp holder.
- **FUTURE-PROOFED LUMINARIES:** performances easy to upgrade to latest technology developments.
- **SUITABLE FOR OUTDOOR USE:** built-in driver fully protected against heat and humidity by silicone paste.

Luminaries supplied with white resin CEILING provided with TÜV-CB certified, long-life, efficient and **9x Kelvin settable GX53 LED lamps included**. Each lamp can be quickly and easily replaced individually, making the luminaries maintenance very simple.

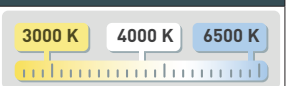
100 - 240 V				
LAMP	POWER	LUMINOUS FLUX (Φ TOTAL) UP TO	COLOUR TEMP.	*ADD. SUFFIX
 GX53 LED	9x 10W <b>90W</b>	<b>11610 Lm</b>	6500 K 4000 K 3000 K	.D9K

**LED LAMPS**



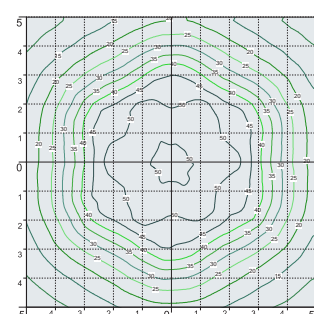
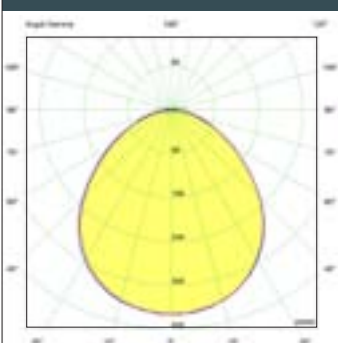
Comply with: EU2019/2015  
EU2019/2020  
Technical details on page 636.

**CCT SETTABLE LED LAMP**



CCT switch settable in three different positions, to select the desired Kelvin temperature (3000K/4000K/6500K) and get a customized ambience.

**PHOTOMETRIC DATA SAMPLE**



**BEPPE 500 GX53 LED 9X10W**

POST height 5mt  
10x10mt area: average 31 lux

The photometric data for all the versions are available upon request or on our website.

\* ADD THESE SUFFIXES TO THE REFERENCES MENTIONED IN THE CATALOGUE

GARDEN REVIVAL  
GARDEN CLASSIC  
BOLLARD  
UP&DOWN  
DOWNLIGHT  
IN-GROUND  
BRICKLIGHT  
FLOODLIGHT  
BULKHEAD  
SOLAR  
URBAN CLASSIC  
URBAN REVIVAL  
URBAN MODERN  
POST  
LAMPS

# BEPPE 500 E27

GRAND SIZE



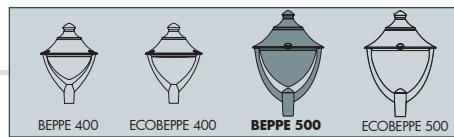
Modern luminaries made of shockproof resin material, UV-rays stabilized, rust and corrosion-free. Suitable for post top or wall installation. Provided with high temperature resistant ceiling suitable for horizontal bulb fixation and with aluminum reflector to optimize the light distribution. Designed according to the international regulations against light pollution (standard UNI 10819). Insulation class II, Protection rating IP55.

*Diffusore moderno realizzato in resina antiurto, stabilizzato ai raggi UV, inattaccabile da ruggine e corrosione. Idoneo per il montaggio a palo o a parete. Fornito con soffitto ad alta resistenza al calore idoneo per il fissaggio orizzontale della lampadina e provvisto di parabola riflettente in alluminio per direzionare il flusso luminoso. Progettato in ottemperanza alle norme internazionali contro l'inquinamento luminoso (standard UNI 10819). Classe di isolamento II, grado di protezione IP55.*

P60.000.E27





**BEPPE 500 E27 - E40 - COMPONENTS**

**IP55**



**ROOF** complete with decorative pinnacle made of shockproof resin material, UV-rays stabilized, rust and corrosion-free.

**TETTO** completo di pinnacolo decorativo realizzato in resina antiurto, stabilizzata ai raggi UV, inattaccabile da ruggine e corrosione.

High temperature resistant **CEILING** made of white polycarbonate (PC), UV-rays stabilized, suitable for ballast fixation on its upper side and provided with E27 or E40 lampholder on its lower side. Bulb in horizontal position.

**SOFFITTO** realizzato in policarbonato bianco (PC) ad alta resistenza al calore, stabilizzato ai raggi UV, nella cui parte superiore vengono fissati i reattori. Fornito completo di portalamada E27 o E40 atto a sostenere la lampadina in posizione orizzontale.

Parabolic **REFLECTOR** made of anodized aluminium, designed to optimize the light distribution and to limit the skyward dispersion of the luminous flux.

**PARABOLA** riflettente realizzata in alluminio anodizzato, progettata per ottimizzare la distribuzione del flusso luminoso e limitarne la dispersione verso il cielo.

**DIFFUSER** made of UV-rays stabilized polymethylmethacrylate (PMMA), one piece only, available in clear or opal colour.

**DIFFUSORE** realizzato in polimetilmetacrilato (PMMA) stabilizzato ai raggi UV, un pezzo unico, disponibile in colore trasparente o opale.

**CAGE** for post top installation complete with connection ring (one piece only) to be fixed on the luminaries diffuser.

**BIPODE** in un unico pezzo completo di anello di connessione da fissare sul diffusore dell'apparecchio.



**Dimensions and weight**

Height: 850 mm  
Diameter: 600 mm  
Weight: 7,5 Kg  
Junction to support: diameter 60 mm  
Area expose to wind pressure:  
CxS = m<sup>2</sup> 0,246

**Moulded colours:**



**Diffuser PMMA:**



**E27-E40**

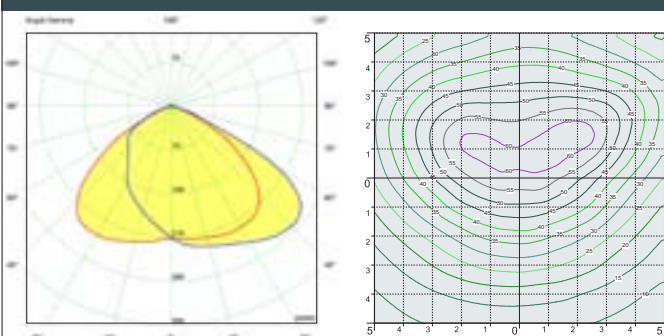
\*ADD. SUFFIX



Luminaries supplied with E27 or E40 lampholder.

suitable lamps:  CFL-LED SON-HQI  max 150W	<b>E27</b> Lampholder only	.E27
	<b>E40</b> Lampholder only	.E40

**PHOTOMETRIC DATA SAMPLE**



**BEPPE 500 E27**  
HQI 150W

POST height 5mt  
10x10mt area: average 31 lux

The photometric data for all the versions are available upon request or on our website.

\* ADD THESE SUFFIXES TO THE REFERENCES MENTIONED IN THE CATALOGUE

LAMPS  
POST  
URBAN MODERN  
URBAN REVIVAL  
URBAN CLASSIC  
SOLAR  
BULKHEAD  
FLOODLIGHT  
BRICKLIGHT  
IN-GROUND  
DOWNLIGHT  
UP&DOWN  
BOLLARD  
GARDEN CLASSIC  
GARDEN REVIVAL

# BEPPE 500

GRAND SIZE

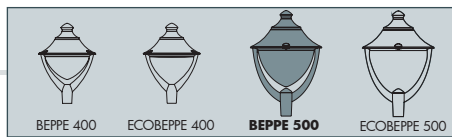


P60.371.W1R



P60.421.D9K





**EKTOR 6000/BEPPE500**  
P60.384.000

600

Pcs 1  
Kg 84,1  
mc 1,41

6735

400

<b>EKTOR 5000/BEPPE500</b> P60.377.000	<b>AKILLE 5000/BEPPE500</b> P60.427.000
Pcs 1 Kg 54,6 mc 0,48	
<b>EKTOR 4500/BEPPE500</b> P60.374.000	<b>AKILLE 4500/BEPPE500</b> P60.424.000
Pcs 1 Kg 49,1 mc 0,46	

600

5735  
5235

265

EKTOR5000

AKILLE4500

<b>EKTOR 4000/BEPPE500</b> P60.371.000	<b>AKILLE 4000/BEPPE500</b> P60.421.000
Pcs 1 Kg 43,6 mc 0,43	
<b>EKTOR 3500/BEPPE500</b> P60.367.000	<b>AKILLE 3500/BEPPE500</b> P60.417.000
Pcs 1 Kg 40,2 mc 0,40	
<b>EKTOR 3000/BEPPE500</b> P60.364.000	<b>AKILLE 3000/BEPPE500</b> P60.414.000
Pcs 1 Kg 36,8 mc 0,38	

600

4735  
4235  
3735

265

EKTOR4000

AKILLE3500

**BEPPE500**  
P60.000

600

Pcs 1  
Kg 9,1  
mc 0,20

850

Ø 60

**PILAR/BEPPE500**  
P60.253

Pcs 1  
Kg 11,1  
mc 0,24

920

1250

**NEW LOT/BEPPE500**  
P60.115

Pcs 1  
Kg 9,4  
mc 0,21

600

960