

GARDEN REVIVAL
GARDEN CLASSIC
BOLLARD
UP&DOWN
DOWNLIGHT
IN-GROUND
BRICKLIGHT
FLOODLIGHT
BULKHEAD
SOLAR
URBAN CLASSIC
URBAN REVIVAL
URBAN MODERN
POST
LAMPS

BEPPE 400 HIGH POWER LED

LARGE SIZE



Modern luminaries made in shockproof resin material, UV rays stabilized, rust and corrosion-free. Suitable for post top and wall installation. Provided with reflective ceiling designed to host the lighting source and equipped with TÜV-CB certified, long-life and efficient **E27 high power LED lamp included.** Insulation class II, Protection rating IP55.

*Diffusore moderno realizzato in resina antiurto, stabilizzato ai raggi UV, inattaccabile da ruggine e corrosione. Idoneo per il montaggio a palo e a parete. Provvisto di soffitto riflettente progettato per accogliere la sorgente luminosa e fornito completo di **lampada a LED E27 ad ALTA POTENZA**, certificata TÜV-CB di lunga durata ed elevata efficienza. Classe di isolamento II, grado di protezione IP55.*



P50.000.H1L

E27 HIGH POWER LED

INDOOR & OUTDOOR USE

+80°C
-30°

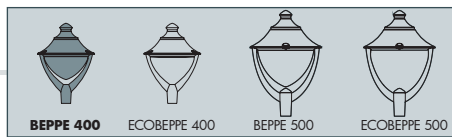
90%
HUMIDITY

VOLTAGE SURGE RESISTANT

DRIVER
SILICONE
PROTECTION







BEPPE 400 HIGH POWER LED - COMPONENTS

IP55



ROOF made of shockproof resin material, UV-rays stabilized, rust and corrosion-free.

TETTO realizzato in resina antiurto, stabilizzata ai raggi UV, inattaccabile da ruggine e corrosione.

High temperature resistant reflective **CEILING** made of shockproof resin material. Provided with E27 lampholder and equipped with **HIGH POWER LED lamp**. Designed to host and protect the lighting source, granting its safe and quick installation.

SOFFITTO riflettente realizzato in resina antiurto ad alta resistenza al calore. Fornito completo di portalamпада E27 e provvisto di lampada a LED ad ALTA POTENZA. Progettato per accogliere e proteggere la sorgente luminosa e per garantirne una veloce e sicura installazione.

DIFFUSER made of UV-rays stabilized polymethylmethacrylate (PMMA), one piece only, available in clear or opal colour.

DIFFUSORE realizzato in polimetilmetacrilato (PMMA) stabilizzato ai raggi UV, un pezzo unico, disponibile in colore trasparente o opale.

CAGE for post top installation complete with connection ring (one piece only) to be fixed on the luminaries diffuser.

BIPODE in un unico pezzo completo di anello di connessione da fissare sul diffusore dell'apparecchio.

BEPPE 400 HIGH POWER LED



Dimensions and weight

Height: 420 mm
Diameter: 480 mm
Weight: 4 Kg
Junction to support: Ø 60 mm
Area expose to wind pressure: CxS = m² 0,1449

Moulded colours:

Black White Grey

Diffuser PMMA:

Clear Opal

HIGH POWER LED



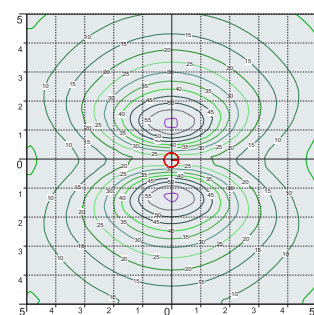

- **COST SAVING:** long-life and efficient LED light source.
- **BUILT-IN DRIVER:** quick and easy lamp replacement.
- **GREAT FLEXIBILITY:** E27 standard lamp holder.
- **FUTURE-PROOFED LUMINARIES:** performances easy to upgrade to latest technology developments.
- **SUITABLE FOR OUTDOOR USE:** built-in driver fully protected against heat and humidity by silicone paste.

Luminaries equipped with TÜV-CB certified, long-life and efficient **E27 high power LED lamp**, granting the same luminous flux of traditional SON/HQI lighting sources. The lamp can be quickly and easily replaced, making the luminaries maintenance very simple.

100 - 240 V

LAMP	POWER	LUMINOUS FLUX UP TO	COLOUR TEMP.	*ADD. SUFFIX
CCT SET LED E27	30 W	3620 lm	4000 K 3000 K	.Q1K
LED E27	50 W	6550 lm	4000 K 3000 K	.H1L .H1R

PHOTOMETRIC DATA SAMPLE




BEPPE 400 E27 HIGH POWER LED 50W

POST height 3,5mt
10x10mt area: average 21 lux

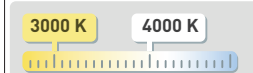
The photometric data for all the versions are available upon request or on our website.

LED LAMPS



Comply with: EU2019/2015
EU2019/2020
Technical details on page 636.

CCT SETTABLE LED LAMP(*)



CCT switch settable in two different positions, to select the desired Kelvin temperature (3000K/4000K) and get a customized ambiance. (30W only)

* ADD THESE SUFFIXES TO THE REFERENCES MENTIONED IN THE CATALOGUE

GARDEN REVIVAL
GARDEN CLASSIC
BOLLARD
UP&DOWN
DOWNLIGHT
IN-GROUND
BRICKLIGHT
FLOODLIGHT
BULKHEAD
SOLAR
URBAN CLASSIC
URBAN REVIVAL
URBAN MODERN
POST
LAMPS

BEPPE 400 GX53 LED

LARGE SIZE



Modern luminaries made of shockproof resin material, UV-rays stabilized, rust and corrosion-free. Suitable for post top installation. Equipped with TÜV-CB certified, long-life, efficient and Kelvin settable GX53 LED modular system. Designed according to the international regulations against light pollution (standard UNI 10819). Insulation class II, Protection rating IP55.

Diffusore moderno realizzato in resina antiurto, stabilizzato ai raggi UV, inattaccabile da ruggine e corrosione. Idoneo per il montaggio a palo. Provvisto di sistema modulare a LED GX53 con Kelvin impostabile certificato TÜV-CB di lunga durata ed alta efficienza. Progettato in ottemperanza alle norme internazionali contro l'inquinamento luminoso (standard UNI 10819). Classe di isolamento II, grado di protezione IP55.

P50.000.D6K

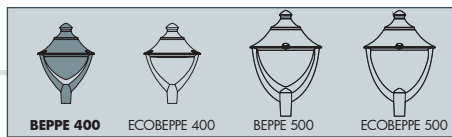


CCT SETTABLE

3000 K 4000 K 6500 K

SDCM <6





BEPPE 400 GX53 LED - COMPONENTS

IP55



ROOF made of shockproof resin material one piece only, UV-rays stabilized, rust and corrosion-free.

TETTO in un unico pezzo, realizzato in resina antiurto, stabilizzata ai raggi UV, inattaccabile da ruggine e corrosione.

DIFFUSER made of UV-rays stabilized polymethylmethacrylate (PMMA), one piece only, available in clear or opal colour.

DIFFUSORE realizzato in polimetilmetacrilato (PMMA) stabilizzato ai raggi UV, disponibile in colore trasparente o opale.

CAGE for post top installation complete with connection ring (one piece only) to be fixed on the luminaries diffuser.

BIPODE in un unico pezzo completo di anello di connessione da fissare sul diffusore dell'apparecchio.

BEPPE 400 GX53 LED

P50.000 *



Dimensions and weight

Height: 420 mm
Diameter: 480 mm
Weight: 5 Kg
Junction to support: Ø 60 mm
Area expose to wind pressure: CxS = m² 0,1449

Moulded colours:

Black White Grey

Diffuser PMMA:

Clear Opal


GX53 LED




- **COST SAVING:** long-life and efficient LED light sources.
- **BUILT-IN DRIVER:** quick and easy lamp replacement.
- **GREAT FLEXIBILITY:** GX53 standard lamp holder.
- **FUTURE-PROOFED LUMINARIES:** performances easy to upgrade to latest technology developments.
- **SUITABLE FOR OUTDOOR USE:** built-in driver fully protected against heat and humidity by silicone paste.

Luminaries supplied with white resin CEILING provided with 6x TÜV-CB certified, long-life, efficient and Kelvin settable GX53 LED lamps included. Each lamp can be quickly and easily replaced individually, making the luminaries maintenance very simple.

100 - 240 V


LAMP	POWER	LUMINOUS FLUX (Φ TOTAL) UP TO	COLOUR TEMP.	*ADD. SUFFIX
 GX53 LED	6x 10W 60W	7740 lm	6500 K 4000 K 3000 K	.D6K

LED LAMPS



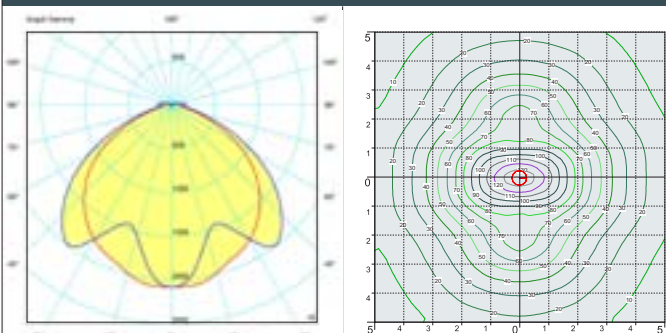
Comply with: EU2019/2015
EU2019/2020
Technical details on page 636.

CCT SETTABLE LED LAMP



CCT switch settable in three different positions, to select the desired Kelvin temperature (3000K/4000K/6500K) and get a customized ambience.

PHOTOMETRIC DATA SAMPLE



BEPPE 400 GX53 LED
6X10W

POST height 3,5mt
10x10mt area: average 37 lux

The photometric data for all the versions are available upon request or on our website.

* ADD THESE SUFFIXES TO THE REFERENCES MENTIONED IN THE CATALOGUE

GARDEN REVIVAL
GARDEN CLASSIC
BOLLARD
UP&DOWN
DOWNLIGHT
IN-GROUND
BRICKLIGHT
FLOODLIGHT
BULKHEAD
SOLAR
URBAN CLASSIC
URBAN REVIVAL
URBAN MODERN
POST
LAMPS

BEPPE 400 E27

LARGE SIZE



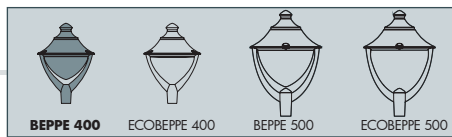
Modern luminaries made of shockproof resin material, UV-rays stabilized, rust and corrosion-free. Suitable for post top installation. Provided with high temperature resistant ceiling suitable for horizontal bulb fixation and with aluminum reflector to optimize the light distribution. Designed according to the international regulations against light pollution (standard UNI 10819). Insulation class II, Protection rating IP55.

Diffusore moderno realizzato in resina antiurto, stabilizzato ai raggi UV, inattaccabile da ruggine e corrosione. Idoneo per il montaggio a palo. Fornito con soffitto ad alta resistenza al calore idoneo per il fissaggio orizzontale della lampadina e provvisto di parabola riflettente in alluminio per direzionare il flusso luminoso. Progettato in ottemperanza alle norme internazionali contro l'inquinamento luminoso (standard UNI 10819). Classe di isolamento II, grado di protezione IP55.



P50.000.E27





BEPPE 400 E27 - E40 - COMPONENTS

IP55



ROOF made of shockproof resin material, UV-rays stabilized, rust and corrosion-free.

TETTO realizzato in resina antiurto, stabilizzata ai raggi UV, inattaccabile da ruggine e corrosione.

High temperature resistant **CEILING** made of white polycarbonate (PC), UV-rays stabilized, suitable for ballast fixation on its upper side and provided with E27 or E40 lampholder on its lower side. Bulb in horizontal position.

SOFFITTO realizzato in polycarbonato bianco (PC) ad alta resistenza al calore, stabilizzato ai raggi UV, nella cui parte superiore vengono fissati i reattori. Fornito completo di portalamпада E27 o E40 atto a sostenere la lampadina in posizione orizzontale.

Parabolic **REFLECTOR** made of anodized aluminium, designed to optimize the light distribution and to limit the skyward dispersion of the luminous flux.


PARABOLA riflettente realizzata in alluminio anodizzato, progettata per ottimizzare la distribuzione del flusso luminoso e limitarne la dispersione verso il cielo.

DIFFUSER made of UV-rays stabilized polymethylmethacrylate (PMMA), one piece only, available in clear or opal colour.

DIFFUSORE realizzato in polimetilmetacrilato (PMMA) stabilizzato ai raggi UV, un pezzo unico, disponibile in colore trasparente o opale.

CAGE for post top installation complete with connection ring (one piece only) to be fixed on the luminaries diffuser.

BIPODE in un unico pezzo completo di anello di connessione da fissare sul diffusore dell'apparecchio.



Dimensions and weight

Height: 420 mm
Diameter: 480 mm
Weight: 3,7 Kg
Junction to support: Ø 60 mm
Area expose to wind pressure: CxS = m² 0,1449

Moulded colours:

Black White Grey

Diffuser PMMA:

Clear Opal

E27-E40

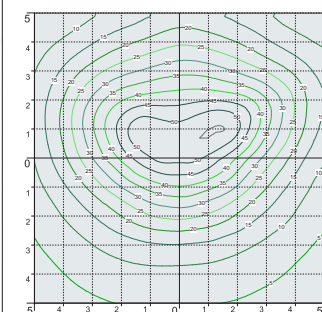

*ADD. SUFFIX



Luminaries supplied with E27 or E40 lampholder.

suitable lamps: CFL-LED SON-HQI max 100W	E27 Lampholder only	.E27
	E40 Lampholder only	.E40

PHOTOMETRIC DATA SAMPLE



BEPPE 400 E27
HQI 70W

POST height 3,5mt
10x10mt area: average 20 lux

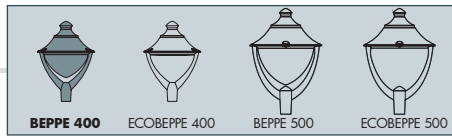
The photometric data for all the versions are available upon request or on our website.

LAMPS
POST
URBAN MODERN
URBAN REVIVAL
URBAN CLASSIC
SOLAR
BULKHEAD
FLOODLIGHT
BRICKLIGHT
IN-GROUND
DOWNLIGHT
UP&DOWN
BOLLARD
GARDEN CLASSIC
GARDEN REVIVAL

BEPPE 400

LARGE SIZE





NEW LOT/BEPPE400
P50.115

Pcs 1
Kg 5,3
mc 0,119

BEPPE400
P50.000

Pcs 1
Kg 5
mc 0,113

EKTOR 2500/BEPPE400
P50.361.000

Pcs 1
Kg 29,3
mc 0,256

EKTOR 3000/ BEPPE400	AKILLE 3000/ BEPPE400
P50.364.000	P50.414.000
Pcs 1 Kg 32,7 mc 0,282	

EKTOR 3500/ BEPPE400	AKILLE 3500/ BEPPE400
P50.367.000	P50.417.000
Pcs 1 Kg 36,1 mc 0,309	

EKTOR 4000/ BEPPE400	AKILLE 4000/ BEPPE400
P50.371.000	P50.421.000
Pcs 1 Kg 39,5 mc 0,335	