

GARDEN REVIVAL
GARDEN CLASSIC
BOLLARD
UP&DOWN
DOWNLIGHT
IN-GROUND
BRICKLIGHT
FLOODLIGHT
BULKHEAD
SOLAR
URBAN CLASSIC
URBAN REVIVAL
URBAN MODERN
POST
LAMPS

SILOE HIGH POWER LED

LARGE SIZE



Hexagonal lantern made in shockproof resin material, UV rays stabilized, rust and corrosion-free. Modular construction suitable for post top, wall and hanging installation. Provided with reflective ceiling designed to host the lighting source and equipped with TÜV-CB certified, long-life and efficient E27 high power LED lamp included. Insulation class II, Protection rating IP55.

Lanterna esagonale realizzata in resina antiurto, stabilizzata ai raggi UV, inattaccabile da ruggine e corrosione. Idonea per il montaggio a palo, a sospensione o a parete. Provvista di soffitto riflettente progettato per accogliere la sorgente luminosa e fornita completa di lampada a LED E27 ad ALTA POTENZA, certificata TÜV-CB di lunga durata ed elevata efficienza. Classe di isolamento II, grado di protezione IP55.

K35.132.Q1K

E27 HIGH POWER LED

INDOOR & OUTDOOR USE

+80°C
-30°C

90% HUMIDITY

VOLTAGE SURGE RESISTANT

DRIVER SILICONE PROTECTION

CCT SETTABLE

3000 K 4000 K

SDCM < 6

			 PUBLIC RESIDENTIAL WALL POST HANGING

MADE IN ITALY

SILOE HIGH POWER LED - LANTERN COMPONENTS

IP55



Decorative **PINNACLE** to be mounted on the roof top for post installation or on the lantern base for hanging installation.

PINNACOLO decorativo applicabile alla sommità del tetto (montaggio a palo) o sulla base della gabbia (montaggio a sospensione).

Lantern **ROOF** made of shockproof resin material. Tool-free opening for relamping and maintenance.

TETTO realizzato in resina antiurto. Rimovibile senza l'ausilio di attrezzi per manutenzione e cambio lampadina.

High temperature resistant reflective **CEILING** made of shockproof resin material. Provided with E27 lampholder and equipped with **HIGH POWER LED lamp**. Designed to host and protect the lighting source, granting its safe and quick installation.

SOFFITTO riflettente realizzato in resina antiurto ad alta resistenza al calore. Fornito completo di portalamпада E27 e provvisto di lampada a LED ad ALTA POTENZA. Progettato per accogliere e proteggere la sorgente luminosa garantendone una veloce e sicura installazione.

DIFFUSER of UV-rays stabilized PMMA, with recess for a power supply cable. One piece only closed at the base to ensure high protection against external agents.

DIFFUSORE in PMMA resistente ai raggi UV, provvisto di sede per l'alloggiamento del cavo di alimentazione. Realizzato in unico pezzo chiuso alla base per garantire un alto livello di protezione contro gli agenti esterni.

CAGE made of shockproof resin material, UV-rays stabilized, rust and corrosion-free.

GABBIA realizzata in resina antiurto, stabilizzata ai raggi UV, inattaccabile da ruggine e corrosione.

SILOE HIGH POWER LED

K35.000 *



Dimensions and weight

Height: 530 mm
Width: 350 mm
Depth: 305 mm
Weight: 3,9 Kg
Junction to support: diameter 60 mm
Area exposed to wind pressure:
CxS = m² 0,113

Moulded colours:

Black White

Painted colours:

Antique green Antique bronze

Diffuser PMMA:

Clear Opal

HIGH POWER LED



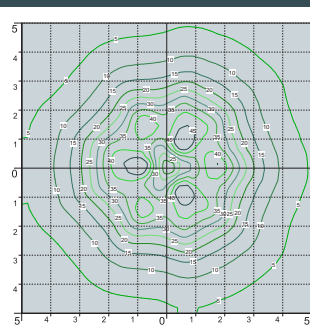
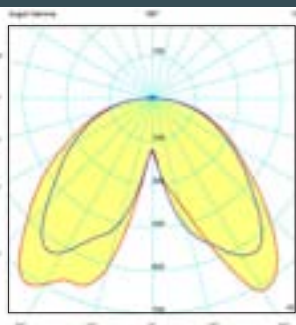
- **COST SAVING:** long-life and efficient LED light source.
- **BUILT-IN DRIVER:** quick and easy lamp replacement.
- **GREAT FLEXIBILITY:** E27 standard lamp holder.
- **FUTURE-PROOFED LUMINARIES:** performances easy to upgrade to latest technology developments.
- **SUITABLE FOR OUTDOOR USE:** built-in driver fully protected against heat and humidity by silicone paste.

100 - 240 V

Lantern equipped with TÜV-CB certified, long-life and efficient **E27 high power LED lamp**, granting the same luminous flux of traditional SON/HQI lighting sources. The lamp can be quickly and easily replaced, making the luminaries maintenance very simple.

LAMP	POWER	LUMINOUS FLUX UP TO	COLOUR TEMP.	*ADD. SUFFIX
CCT SET LED E27	15 W	1690 lm	4000 K	.R1K
			3000 K	
LED E27	30 W	3620 lm	4000 K	.Q1K
			3000 K	
LED E27	50W	6550 lm	4000 K	.H1L
			3000 K	.H1R

PHOTOMETRIC DATA SAMPLE



SILOE E27 LED HIGH POWER 30W

POST height 3mt
10x10mt area: average 15 lux

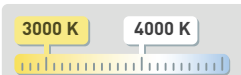
The photometric data for all the versions are available upon request or on our website.

LED LAMPS



Comply with: EU2019/2015
EU2019/2020
Technical details on page 636.

CCT SETTABLE LED LAMP(*)



CCT switch settable in two different positions, to select the desired Kelvin temperature (3000K/4000K) and get a customized ambiance. (15 and 30W only)

* ADD THESE SUFFIXES TO THE REFERENCES MENTIONED IN THE CATALOGUE

GARDEN REVIVAL
GARDEN CLASSIC
BOLLARD
UP&DOWN
DOWNLIGHT
IN-GROUND
BRICKLIGHT
FLOODLIGHT
BULKHEAD
SOLAR
URBAN CLASSIC
URBAN REVIVAL
URBAN MODERN
POST
LAMPS

SILOE E27

LARGE SIZE



E27 hexagonal lantern in classic style, made of shockproof resin material, UV-rays stabilized, rust and corrosion-free. Modular construction suitable for post top, hanging and wall installation. Provided with high temperature resistant ceiling suitable for ballast fixation. Insulation class II, protection rating IP 55.

Lanterna esagonale E27 in stile classico, realizzata in resina antiurto, stabilizzata ai raggi UV, inattaccabile da ruggine e corrosione. Idonea per il montaggio a palo, a sospensione o a parete. Fornita con soffitto ad alta resistenza al calore idoneo per il fissaggio dei reattori. Classe di isolamento II, grado di protezione IP55.

			TUV SÜD
6,5W 800 lm	8,5W 920 lm	11W 1200 lm	
2700 K	2700 K	4000 K	6500 K
+80°C -30°	90% HUMIDITY	VOLTAGE SURGE RESISTANT	
INDOOR & OUTDOOR USE			



K35.000.F1R





SILOE E27 - LANTERN COMPONENTS

IP55



Decorative **PINNACLE** to be mounted on the roof top for post installation or on the lantern base for hanging installation.

***PINNACOLO** decorativo applicabile alla sommità del tetto (montaggio a palo) o sulla base della gabbia (montaggio a sospensione).*

Lantern **ROOF** made of shockproof resin material. Tool-free opening for relamping and maintenance.

***TETTO** realizzato in resina antiurto. Rimovibile senza l'ausilio di attrezzi per manutenzione e cambio lampadina.*

High temperature resistant reflective **CEILING** made of shockproof resin material. Provided with E27 lampholder and suitable for ballast fixation.

***SOFFITTO** riflettente realizzato in resina antiurto ad alta resistenza al calore. Fornito completo di portalampada E27 e idoneo per il fissaggio dei reattori.*

DIFFUSER of UV-rays stabilized PMMA, with recess for a power supply cable. One piece only closed at the base to ensure high protection against external agents.

***DIFFUSORE** in PMMA resistente ai raggi UV, provvisto di sede per l'alloggiamento del cavo di alimentazione. Realizzato in unico pezzo chiuso alla base per garantire un alto livello di protezione contro gli agenti esterni.*

CAGE made of shockproof resin material, UV-rays stabilized, rust and corrosion-free.

***GABBIA** realizzata in resina antiurto, stabilizzata ai raggi UV, inattaccabile da ruggine e corrosione.*

SILOE E27

K35.000 *



Dimensions and weight

Height: 530 mm
Width: 350 mm
Depth: 305 mm
Weight: 3,2 Kg
Junction to support: diameter 60 mm
Area exposed to wind pressure:
CxS = m² 0,113

Moulded colours:

Black White

Painted colours:

Antique green Antique bronze

Diffuser PMMA:

Clear Opal

E27 VERSION

100 - 240 V

*ADD. SUFFIX



Suitable lamps: CFL-LED-SON-HQI MAX 70W		E27 lampholder only		.E27
LAMP	POWER	LUMINOUS FLUX UP TO	COLOUR TEMP.	
FILAMENT LED E27	6,5W	800 lm	2700 K	.F1R
CCT SET LED E27 (*)	8,5 W	920 lm	6500 K 4000 K 2700 K	.V1K
CCT SET LED E27 (*)	11 W	1200 lm	6500 K 4000 K 2700 K	.T1K

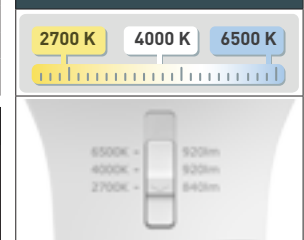
E27 lantern supplied as an option with TÜV-CB certified, long-life, efficient LED lamps suitable for outdoor use.

LED LAMPS



Comply with: EU2019/2015
EU2019/2020
Technical details on page 636.

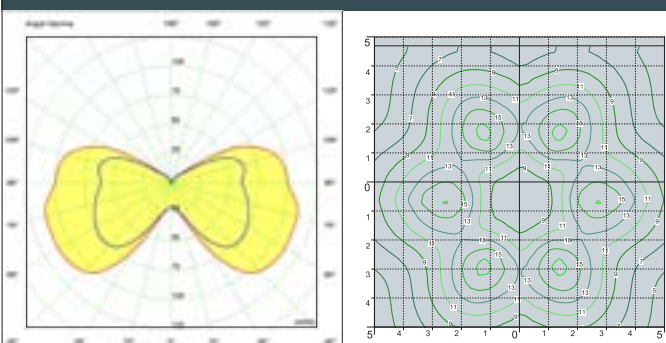
CCT SETTABLE LED LAMP(*)



CCT switch settable in three different positions, to select the desired Kelvin temperature (2700K/4000K/6500K) and get a customized ambience.

* ADD THESE SUFFIXES TO THE REFERENCES MENTIONED IN THE CATALOGUE

PHOTOMETRIC DATA SAMPLE



SILOE E27 clear SON 70W.

POST height 3mt
10 x 10mt area: average 11 lux

The photometric data for all the versions are available upon request or on our website.

LAMPS POST URBAN MODERN URBAN REVIVAL URBAN CLASSIC SOLAR BULKHEAD FLOODLIGHT BRICKLIGHT IN-GROUND DOWNLIGHT UP&DOWN BOLLARD GARDEN CLASSIC GARDEN REVIVAL

SILOE

LARGE SIZE



K35.157.Q1K



K35.113.Q1K



K35.121.Q1K



K35.132.Q1K



K35.162.Q1K

MADE IN ITALY



OFIR/SILOE
K35.132

Pcs 1
Kg 4,6
mc 0,048

EVA/SILOE
K35.181

Pcs 1
Kg 10,9
mc 0,168

SILOE
K35.000

Pcs 1
Kg 3,9
mc 0,043

LOT/SILOE
K35.113

Pcs 1
Kg 4,8
mc 0,061

Ø 190

MIRRA/SILOE
K35.142

Pcs 1
Kg 9,5
mc 0,083

SICHEM/SILOE
K35.121

Pcs 1
Kg 4,4
mc 0,048

RICU/SILOE
K35.157

Pcs 2
Kg 27,8
mc 0,310

Ø 245

GIGI/SILOE
K35.156

Pcs 2
Kg 26,3
mc 0,278

Ø 245

ARTU'/SILOE
K35.158

Pcs 2
Kg 23,3
mc 0,247

Ø 245

ALOE'.R/SILOE resin
K35.163

Pcs 2
Kg 12,8
mc 0,182

Ø 190

IAFET.R/SILOE resin
K35.162

Pcs 2
Kg 13,1
mc 0,153

Ø 190