

GLOBE 250 MODERN

SMALL SIZE

Ø 250 mm PMMA globe, complete with modern globe base made of shockproof resin material, UV-rays stabilized, rust and corrosion-free. Suitable for post top or wall installation. Supplied as optional with TÜV-CB certified, long-life and efficient **LED lamps** suitable for outdoor use. Insulation class II, protection rating IP 55.

Globo Ø 250 mm in polimetilmetacrilato (PMMA) completo di base moderna realizzata in resina antiurto, stabilizzata ai raggi UV, inattaccabile da ruggine e corrosione. Idoneo per il montaggio a palo o a parete. Fornito anche completo di lampadine LED adatte ad uso in ambiente esterno, certificate TÜV-CB, di lunga durata ed elevata efficienza. Classe di isolamento II, grado di protezione IP55.

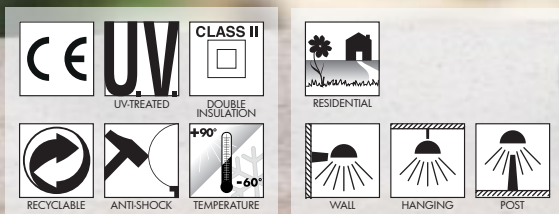


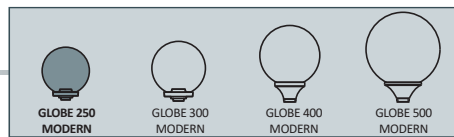
6,5W 800 lm	8,5W 920 lm	11W 1200 lm
2700 K	2700 K	4000 K 6500 K
+80°C -30°	90% HUMIDITY	VOLTAGE SURGE RESISTANT

INDOOR & OUTDOOR USE



G26.114






GLOBE 250 MODERN - COMPONENTS

IP55



Ø 250 mm **GLOBE** made of UV-rays stabilized polymethylmethacrylate (PMMA), one piece only. Available in clear, opal or smoked colour.

GLOBO Ø 250 mm in polimetilmetacrilato (PMMA), resistente all'ingiallimento ed ai raggi UV, realizzato in un unico pezzo. Disponibile nei colori trasparente, bianco o fumé.



GLOBE BASE with modern design, made of shockproof resin material, UV-rays stabilized, rust and corrosion-free. Supplied complete with E27 lampholder.

REGGIBOCCIA con disegno moderno realizzato in resina antiurto, stabilizzato ai raggi UV, inattaccabile da ruggine e corrosione. Fornito completo di portalampana E27.

GLOBE 250 MODERN

G26.B26 *



Dimensions and weight

Height: 260 mm
Diameter: 250 mm
Weight: 0,8 Kg

Moulded colours:

Black White
Grey

Diffuser PMMA:

Clear Opal Smoked

E27 FILAMENT

E27 CCT SET(*)

100 - 240 V

*ADD. SUFFIX



LAMP	POWER	LUMINOUS FLUX UP TO	COLOUR TEMP.	E27 lampholder only	
				.E27	.F1R
FILAMENT LED E27	6,5W	800 lm	2700 K		
CCT SET LED E27	8,5 W	920 lm	6500 K		
			4000 K		.V1K
			2700 K		
CCT SET LED E27	11 W	1200 lm	6500 K		
			4000 K		.T1K
			2700 K		

- Perfect **MATCHING WITH DECORATIVE LANTERNS.**
- **SUITABLE FOR OUTDOOR USE:** 100-240V driver.
- **360°OMNIDIRECTIONAL LIGHT.**
- **HIGH EFFICIENCY:** 90% ENERGY SAVING.

- **A60 CCT SETTABLE:** 2700K/4000K/6500K.
- **SUITABLE FOR OUTDOOR USE:** 100-240V driver.
- **EYE COMFORT** opal glass.
- **HIGH EFFICIENCY:** >85% ENERGY SAVING.

6,5W filament = 60W incandescent
8,5W CCT = 75W incandescent
11W CCT = 75W incandescent

SAVE up to 89%

LED LAMPS



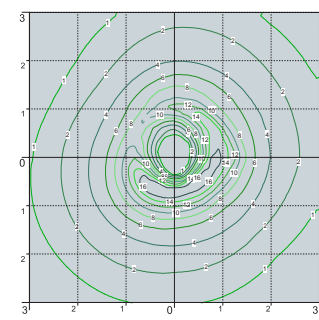

Comply with: EU2019/2015
EU2019/2020
Technical details on page 636.

CCT SETTABLE LED LAMP(*)



CCT switch settable in three different positions, to select the desired Kelvin temperature (2700K/4000K/6500K) and get a customized ambiance.

PHOTOMETRIC DATA SAMPLE



GLOBE 250 MODERN clear with Fumagalli Filament Led Lamp 6,5W.

POST height 1mt
6x6mt area: average 4 lux

The photometric data for all the versions are available upon request or on our website.

* ADD THESE SUFFIXES TO THE REFERENCES MENTIONED IN THE CATALOGUE

LAMPS
POST
URBAN MODERN
URBAN REVIVAL
URBAN CLASSIC
SOLAR
BULKHEAD
FLOODLIGHT
BRICKLIGHT
IN-GROUND
DOWNLIGHT
UP&DOWN
BOLLARD
GARDEN CLASSIC
GARDEN REVIVAL

GLOBE 250 MODERN

SMALL SIZE



G26.306.D20.F1R



G26.240

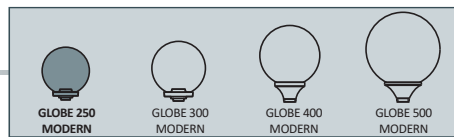


G26.114.V1K



G26.242

MADE IN ITALY



DISMA/G250

E27 lampholder	G26.114.E27
6,5W filament	G26.114.F1R
8,5W CCT set	G26.114.V1K
11W CCT set	G26.114.T1K

Pcs 36
Kg 42
mc 0,829

NARDO/G250

E27 lampholder	G26.240.E27
6,5W filament	G26.240.F1R
8,5W CCT set	G26.240.V1K
11W CCT set	G26.240.T1K

Pcs 36
Kg 42
mc 0,829

GLOBE 250 CLASSIC

G26.B26

Pcs 2
Kg 1,6
mc 0,025

GIAFFA/G250 resin

E27 lampholder	G26.242.E27
6,5W filament	G26.242.F1R
8,5W CCT set	G26.242.V1K
11W CCT set	G26.242.T1K

Pcs 2
Kg 4
mc 0,078

SICAR/G250

E27 lampholder	G26.125.E27
6,5W filament	G26.125.F1R
8,5W CCT set	G26.125.V1K
11W CCT set	G26.125.T1K

Pcs 36
Kg 46,1
mc 0,852

DINO NARDO/G250 3L

E27	G26.306.D30.E27
6,5W filament	G26.306.D30.F1R
8,5W CCT set	G26.306.D30.V1K
11W CCT set	G26.306.D30.T1K

Pcs 2
Kg 22,5
mc 0,310

EMILIO NARDO/G250 3L

E27	G26.307.D30.E27
6,5W filament	G26.307.D30.F1R
8,5W CCT set	G26.307.D30.V1K
11W CCT set	G26.307.D30.T1K

Pcs 2
Kg 32,2
mc 0,339

DINO NARDO/G250 2L

E27	G26.306.D20.E27
6,5W filament	G26.306.D20.F1R
8,5W CCT set	G26.306.D20.V1K
11W CCT set	G26.306.D20.T1K

Pcs 2
Kg 20,6
mc 0,270

EMILIO NARDO/G250 2L

E27	G26.307.D20.E27
6,5W filament	G26.307.D20.F1R
8,5W CCT set	G26.307.D20.V1K
11W CCT set	G26.307.D20.T1K

Pcs 2
Kg 27,8
mc 0,304

EMILIO NARDO/G250 1L

E27 lampholder	G26.307.D10.E27
6,5W filament	G26.307.D10.F1R
8,5W CCT set	G26.307.D10.V1K
11W CCT set	G26.307.D10.T1K

Pcs 2
Kg 11,a
mc 0,270

DANILO/G250

E27 lampholder	G26.305.E27
6,5W filament	G26.305.F1R
8,5W CCT set	G26.305.V1K
11W CCT set	G26.305.T1K

Pcs 2
Kg 9,1
mc 0,186

DINO/G250

E27 lampholder	G26.306.E27
6,5W filament	G26.306.F1R
8,5W CCT set	G26.306.V1K
11W CCT set	G26.306.T1K

Pcs 2
Kg 17,6
mc 0,222

DINO NARDO/G250 2L

E27	G26.306.D20.E27
6,5W filament	G26.306.D20.F1R
8,5W CCT set	G26.306.D20.V1K
11W CCT set	G26.306.D20.T1K

Pcs 2
Kg 20,6
mc 0,270

EMILIO NARDO/G250 2L

E27	G26.307.D20.E27
6,5W filament	G26.307.D20.F1R
8,5W CCT set	G26.307.D20.V1K
11W CCT set	G26.307.D20.T1K

Pcs 2
Kg 27,8
mc 0,304

EMILIO NARDO/G250 1L

E27 lampholder	G26.307.D10.E27
6,5W filament	G26.307.D10.F1R
8,5W CCT set	G26.307.D10.V1K
11W CCT set	G26.307.D10.T1K

Pcs 2
Kg 11,a
mc 0,270