

GARDEN REVIVAL  
GARDEN CLASSIC  
BOLLARD  
UP&DOWN  
DOWNLIGHT  
IN-GROUND  
BRICKLIGHT  
FLOODLIGHT  
BULKHEAD  
SOLAR  
URBAN CLASSIC  
URBAN REVIVAL  
URBAN MODERN  
POST  
LAMPS

# GINO 500 HIGH POWER LED

GRAND SIZE



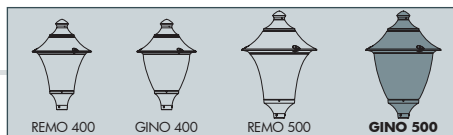
Modern luminaries made in shockproof resin material, UV rays stabilized, rust and corrosion-free. Suitable for post top and wall installation. Provided with double PMMA diffusers and with reflective ceiling designed to host the lighting source. Equipped with TÜV-CB certified, long-life and efficient **E27 high power LED lamp included**. Insulation class II, Protection rating IP55.

*Diffusore moderno realizzato in resina antiurto, stabilizzato ai raggi UV, inattaccabile da ruggine e corrosione. Idoneo per il montaggio a palo e a parete. Provvisto di un doppio diffusore in metacrilato e di soffitto riflettente, progettato per accogliere la sorgente luminosa. Fornito completo di lampada a LED E27 ad ALTA POTENZA, certificata TÜV-CB di lunga durata ed elevata efficienza. Classe di isolamento II, grado di protezione IP55.*



F60.000.W1L


MADE IN ITALY



## GINO 500 E27 - E40 - COMPONENTS

IP55



**ROOF** complete with decorative pinnacle made of shockproof resin material, UV-rays stabilized, rust and corrosion-free.

**TETTO** completo di pinnacolo decorativo, realizzato in resina antiurto, stabilizzata ai raggi UV, inattaccabile da ruggine e corrosione.

High temperature resistant reflective **CEILING** made of shockproof resin material. Provided with E27 lampholder and equipped with **HIGH POWER LED lamp**. Designed to host and protect the lighting source, granting its safe and quick installation.

**SOFFITTO** riflettente realizzato in resina antiurto ad alta resistenza al calore. Fornito completo di portalampada E27 e provvisto di lampada a LED ad ALTA POTENZA. Progettato per accogliere e proteggere la sorgente luminosa e per garantirne una veloce e sicura installazione.

**INNER DIFFUSER** made of opal PMMA to gather the lighting output and get its uniform spread.

**DIFFUSORE INTERNO** realizzato in PMMA opale per raccogliere il fascio di luce e garantirne un'uniforme distribuzione.

**OUTER DIFFUSER** made of UV-rays stabilized polymethylmethacrylate (PMMA), one piece only, available in clear or opal colour.

**DIFFUSORE ESTERNO** realizzato in polimetilmetacrilato (PMMA) stabilizzato ai raggi UV, disponibile in colore trasparente o opale.

**BASE** made in shockproof resin material consisting of a support for post top installation (diam 60mm) and of a cover designed for the inner diffuser fixation.

**BASE** dell'apparecchio realizzata in resina antiurto, composta da un supporto (diam 60mm) e da un coperchio sui cui viene fissato il diffusore interno.

## GINO 500 E27

F60.000 \*



### Dimensions and weight

Height: 850 mm  
Diameter: 600 mm  
Weight: 7,3 Kg  
Junction to support: diameter 60 mm  
Area expose to wind pressure:  
CxS = m<sup>2</sup> 0,262

### Moulded colours:

Black  White  Grey

### Diffuser PMMA:



Clear  Opal

## HIGH POWER LED



- **COST SAVING:** long-life and efficient LED light source.
- **BUILT-IN DRIVER:** quick and easy lamp replacement.
- **GREAT FLEXIBILITY:** E27 standard lamp holder.
- **FUTURE-PROOFED LUMINARIES:** performances easy to upgrade to latest technology developments.
- **SUITABLE FOR OUTDOOR USE:** built-in driver fully protected against heat and humidity by silicone paste.

Luminaires equipped with TÜV-CB certified, long-life and efficient **E27 high power LED lamp**, granting the same luminous flux of traditional SON/HQI lighting sources. The lamp can be quickly and easily replaced, making the luminaires maintenance very simple.

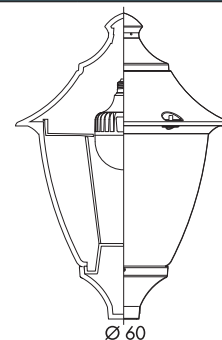
100 - 240 V				
LAMP	POWER	LUMINOUS FLUX UP TO	COLOUR TEMP.	*ADD. SUFFIX
E27 	<b>50 W</b>	<b>6550 Lm</b>	4000 K	.H1L
			3000 K	.H1R
E27 	<b>60 W</b>	<b>7600 Lm</b>	4000 K	.W1L
			3000 K	.W1R

## LED LAMPS

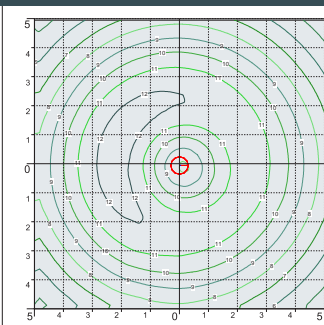
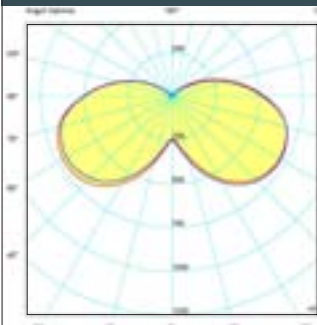


Comply with: EU2019/2015  
EU2019/2020  
Technical details on page 636.

## DOWNWARD LIGHT EMISSION



## PHOTOMETRIC DATA SAMPLE



**GINO 500 E27 HIGH POWER LED 60W**

POST height 5mt  
10x10mt area: average 9 lux

The photometric data for all the versions are available upon request or on our website.

\* ADD THESE SUFFIXES TO THE REFERENCES MENTIONED IN THE CATALOGUE

GARDEN REVIVAL  
GARDEN CLASSIC  
BOLLARD  
UP&DOWN  
DOWNLIGHT  
IN-GROUND  
BRICKLIGHT  
FLOODLIGHT  
BULKHEAD  
SOLAR  
URBAN CLASSIC  
URBAN REVIVAL  
URBAN MODERN  
POST  
LAMPS

# GINO 500 GX53 LED

GRAND SIZE



Modern luminaries made of shockproof resin material, UV-rays stabilized, rust and corrosion-free. Suitable for post top or wall installation. Equipped with TÜV-CB certified, long-life, efficient and Kelvin settable GX53 LED modular system. Insulation class II, Protection rating IP55.

*Diffusore moderno realizzato in resina antiurto, stabilizzato ai raggi UV, inattaccabile da ruggine e corrosione. Idoneo per il montaggio a palo o a parete. Provvisto di sistema modulare a LED GX53 con Kelvin impostabile certificato TÜV -CBdi lunga durata ed alta efficienza. Classe di isolamento II, grado di protezione IP55.*



F60.000.D9K

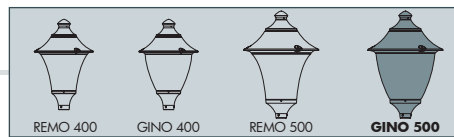
**CCT SETTABLE**

3000 K 4000 K 6500 K

SDCM <6

RECYCLABLE	ANTI-SHOCK	TEMPERATURE	WALL	POST





**GINO 500 GX53 LED - COMPONENTS**

IP55



**ROOF** complete with decorative pinnacle made of shockproof resin material, UV-rays stabilized, rust and corrosion-free.

**TETTO** completo di pinnacolo decorativo, realizzato in resina antiurto, stabilizzata ai raggi UV, inattaccabile da ruggine e corrosione.

**DIFFUSER** made of UV-rays stabilized polymethylmethacrylate (PMMA), one piece only, available in clear or opal colour.

**DIFFUSORE** realizzato in polimetilmetacrilato (PMMA) stabilizzato ai raggi UV, disponibile in colore trasparente o opale.

Decorative connection **RING** to be fixed on the luminaries diffuser.

**ANELLO** decorativo di connessione da fissare sul diffusore dell'apparecchio.

**BASE** made in shockproof resin material consisting of a support for post top installation (Ø 60mm) and of a white resin **CONE REFLECTOR**, to direct downwards the lighting output.

**BASE** dell'apparecchio realizzata in resina antiurto composta da un supporto per permettere il fissaggio dell'apparecchio a palo (Ø 60mm) e da un **CONO** riflettente in resina bianca per indirizzare verso il basso il flusso luminoso.

**GINO 500 GX53 LED**

F60.000 \*



**Dimensions and weight**

Height: 850 mm  
Diameter: 600 mm  
Weight: 9,8 Kg  
Junction to support: diameter 60 mm  
Area expose to wind pressure:  
CxS = m<sup>2</sup> 0,262

**Moulded colours:**

Black  White  Grey

**Diffuser PMMA:**

Clear  Opal

**GX53 LED**



- **COST SAVING:** long-life and efficient LED light sources.
- **BUILT-IN DRIVER:** quick and easy lamp replacement.
- **GREAT FLEXIBILITY:** GX53 standard lamp holder.
- **FUTURE-PROOFED LUMINARIES:** performances easy to upgrade to latest technology developments.
- **SUITABLE FOR OUTDOOR USE:** built-in driver fully protected against heat and humidity by silicone paste.

Luminaries supplied with white resin **CEILING** provided with TÜV-CB certified, long-life, efficient and **9x Kelvin settable GX53 LED lamps included**. Each lamp can be quickly and easily replaced individually, making the luminaries maintenance very simple.

**100 - 240 V**

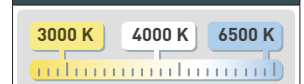
LAMP	POWER	LUMINOUS FLUX (Φ TOTAL) UP TO	COLOUR TEMP.	*ADD. SUFFIX
	9x 10W <b>90W</b>	<b>11610 lm</b>	6500 K 4000 K 3000 K	.D9K

**LED LAMPS**



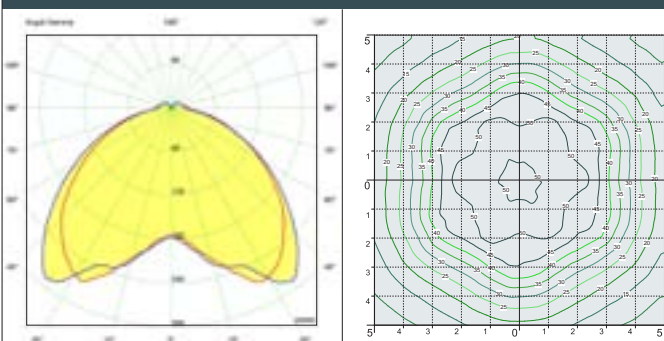
Comply with: EU2019/2015  
EU2019/2020  
Technical details on page 636.

**CCT SETTABLE LED LAMP**



CCT switch settable in three different positions, to select the desired Kelvin temperature (3000K/4000K/6500K) and get a customized ambience.

**PHOTOMETRIC DATA SAMPLE**



**GINO 500 GX53 LED**  
9X10W

POST height 5mt  
10x10mt area: average 31 lux

The photometric data for all the versions are available upon request or on our website.

\* ADD THESE SUFFIXES TO THE REFERENCES MENTIONED IN THE CATALOGUE

GARDEN REVIVAL  
GARDEN CLASSIC  
BOLLARD  
UP&DOWN  
DOWNLIGHT  
IN-GROUND  
BRICKLIGHT  
FLOODLIGHT  
BULKHEAD  
SOLAR  
URBAN CLASSIC  
URBAN REVIVAL  
URBAN MODERN  
POST  
LAMPS

# GINO 500 E27

GRAND SIZE



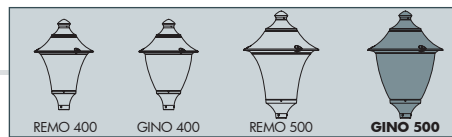
Modern luminaries made of shockproof resin material, UV-rays stabilized, rust and corrosion-free. Suitable for post top or wall installation. Provided with aluminum reflector to optimize the light distribution. Base equipped with E27 or E40 lampholder and prepared for louvre fixation. Insulation class II, Protection rating IP55.

*Diffusore moderno realizzato in resina antiurto, stabilizzato ai raggi UV, inattaccabile da ruggine e corrosione. Idoneo per il montaggio a palo o a parete. Provvisto di parabola riflettente in alluminio per direzionare il flusso luminoso. Base con portalampada E27 o E40 predisposta per il fissaggio del frangiluce. Idoneo per il montaggio a palo e a parete. Classe di isolamento II, grado di protezione IP55.*



F60.000.E27FC6


MADE IN ITALY



## GINO 500 E27 - E40 - COMPONENTS

IP55



**ROOF** complete with decorative pinnacle made of shockproof resin material, UV-rays stabilized, rust and corrosion-free.

**TETTO** completo di pinnacolo decorativo, realizzato in resina antiurto, stabilizzato ai raggi UV, inattaccabile da ruggine e corrosione.

Parabolic **REFLECTOR** made of anodized aluminium and fixed under the luminaries roof, designed to optimize the light efficiency performance and to allow a uniform light distribution.

**PARABOLA** riflettente realizzata in alluminio anodizzato, fissata sotto il tetto del diffusore, progettata per ottimizzare il rendimento luminoso e permettere una uniforme distribuzione della luce.

**DIFFUSER** made of UV-rays stabilized polymethylmethacrylate (PMMA), one piece only, available in clear or opal colour.

**DIFFUSORE** realizzato in polimetilmetacrilato (PMMA) stabilizzato ai raggi UV, un pezzo unico, disponibile in colore trasparente o opale.



Chrome aluminium **LOUVRE** with a laminar symmetrical optic system to direct the lighting output and to get a lower dazzle (optional).

**FRANGILUCE** in alluminio cromato con sistema ottico lamellare a ripartizione simmetrica per orientare il fascio di luce e ridurre l'abbagliamento (opzionale).

Luminaries **BASE** consisting of a support (Ø 60mm) and of a cover suitable for ballast fixation on its lower side and provided with E27 or E40 lampholder on its upper side.

**BASE** in resina composta da un supporto e da un coperchio nella cui parte inferiore possono essere fissati i reattori e nella cui parte superiore si trova l'alloggiamento per il portalampana E27 o E40 (incluso).

## GINO 500 E27

F60.000 \*



### Dimensions and weight

Height: 850 mm  
Diameter: 600 mm  
Weight: 7,3 Kg  
Junction to support: diameter 60 mm  
Area expose to wind pressure:  
CxS = m<sup>2</sup> 0,262

### Moulded colours:

Black  White  Grey

### Diffuser PMMA:

Clear  Opal

## CHROME ALUMINIUM LOUVRE

H.FC6 open  
Upward position



## E27-E40

\*ADD. SUFFIX



suitable lamps:

CFL-LED  
SON-HQI

max 150W

**E27**

Lampholder only

.E27

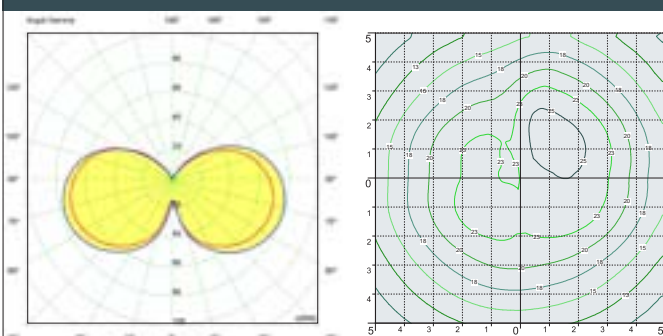
**E40**

Lampholder only

.E40

Luminaries supplied with E27 or E40 lampholder.

## PHOTOMETRIC DATA SAMPLE



**GINO 500 E27**  
HQI 150W

POST height 5mt  
10x10mt area: average 19 lux

The photometric data for all the versions are available upon request or on our website.

\* ADD THESE SUFFIXES TO THE REFERENCES MENTIONED IN THE CATALOGUE

LAMPS  
POST  
URBAN MODERN  
URBAN REVIVAL  
URBAN CLASSIC  
SOLAR  
BULKHEAD  
FLOODLIGHT  
BRICKLIGHT  
IN-GROUND  
DOWNLIGHT  
UP&DOWN  
BOLLARD  
GARDEN CLASSIC  
GARDEN REVIVAL

# GINO 500

GRAND SIZE



F60.367.D9K



F60.421.W1L

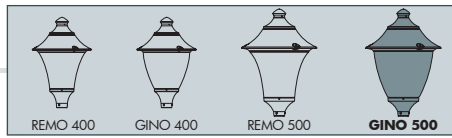


F60.253.W1L



F60.115.W1R





**EKTOR 6000/GINO 500**  
F60.384.000

Pcs 1  
Kg 84,8  
mc 1,32

6735

400

<b>EKTOR 5000/GINO 500</b> F60.377.000	<b>AKILLE 5000/GINO 500</b> F60.427.000
<b>EKTOR 4500/GINO 500</b> F60.374.000	<b>AKILLE 4500/GINO 500</b> F60.424.000

Pcs 1  
Kg 55,3  
mc 0,39

Pcs 1  
Kg 49,8  
mc 0,36

600

600

5735

5235

Ø 265

EKTOR5000

AKILLE4500

<b>EKTOR 4000/GINO 500</b> F60.371.000	<b>AKILLE 4000/GINO 500</b> F60.421.000
<b>EKTOR 3500/GINO 500</b> F60.367.000	<b>AKILLE 3500/GINO 500</b> F60.417.000
<b>EKTOR 3000/GINO 500</b> F60.364.000	<b>AKILLE 3000/GINO 500</b> F60.414.000

Pcs 1  
Kg 44,3  
mc 0,33

Pcs 1  
Kg 40,9  
mc 0,31

Pcs 1  
Kg 37,5  
mc 0,28

600

600

4735

4235

3735

Ø 265

EKTOR4000

AKILLE3500

**GINO 500**  
F60.000

Pcs 1  
Kg 9,8  
mc 0,11

600

850

Ø 60

**PILAR/GINO 500**  
F60.253

Pcs 1  
Kg 11,8  
mc 0,14

920

1250

**NEW LOT/GINO 500**  
F60.115

Pcs 1  
Kg 10,1  
mc 0,12

600

960