

GARDEN REVIVAL  
GARDEN CLASSIC  
BOLLARD  
UP&DOWN  
DOWNLIGHT  
IN-GROUND  
BRICKLIGHT  
FLOODLIGHT  
BULKHEAD  
SOLAR  
URBAN CLASSIC  
URBAN REVIVAL  
URBAN MODERN  
POST  
LAMPS

# NOEMI HIGH POWER LED

LARGE SIZE



Hexagonal lantern made in shockproof resin material, UV rays stabilized, rust and corrosion-free. Modular construction suitable for post top, wall and hanging installation. Provided with reflective ceiling designed to host the lighting source and equipped with TÜV-CB certified, long-life and efficient **E27 high power LED lamp included**. Insulation class II, Protection rating IP55.

*Lanterna esagonale realizzata in resina antiurto, stabilizzata ai raggi UV, inattaccabile da ruggine e corrosione. Idonea per il montaggio a palo, a sospensione o a parete. Provvista di soffitto riflettente progettato per accogliere la sorgente luminosa e fornita **completa di lampada a LED E27 ad ALTA POTENZA**, certificata TÜV-CB di lunga durata ed elevata efficienza. Classe di isolamento II, grado di protezione IP55.*

E35.121.Q1K

E27 HIGH POWER LED

**INDOOR & OUTDOOR USE**

+80°C  
-30°C

90% HUMIDITY

VOLTAGE SURGE RESISTANT

DRIVER SILICONE PROTECTION

**CCT SETTABLE**

3000 K 4000 K

SDCM < 6

RECYCLABLE	ANTISHOCK	TEMPERATURE		WALL	POST	HANGING





**NOEMI HIGH POWER LED - LANTERN COMPONENTS**

IP55



Decorative **PINNACLE** to be mounted on the roof top for post installation or on the lantern base for hanging installation.

**PINNACOLO** decorativo applicabile alla sommità del tetto (montaggio a palo) o sulla base della gabbia (montaggio a sospensione).

Lantern **ROOF** made of shockproof resin material. Tool-free opening for relamping and maintenance.

**TETTO** realizzato in resina antiurto. Rimovibile senza l'ausilio di attrezzi per manutenzione e cambio lampadina.

High temperature resistant reflective **CEILING** made of shockproof resin material. Provided with E27 lampholder and equipped with **HIGH POWER LED lamp**. Designed to host and protect the lighting source, granting its safe and quick installation.

**SOFFITTO** riflettente realizzato in resina antiurto ad alta resistenza al calore. Fornito completo di portalamпада E27 e provvisto di lampada a LED ad ALTA POTENZA. Progettato per accogliere e proteggere la sorgente luminosa garantendone una veloce e sicura installazione.

**DIFFUSER** of UV-rays stabilized PMMA, with recess for a power supply cable. One piece only closed at the base to ensure high protection against external agents.

**DIFFUSORE** in PMMA resistente ai raggi UV, provvisto di sede per l'alloggiamento del cavo di alimentazione. Realizzato in unico pezzo chiuso alla base per garantire un alto livello di protezione contro gli agenti esterni.

**CAGE** made of shockproof resin material, UV-rays stabilized, rust and corrosion-free.

**GABBIA** realizzata in resina antiurto, stabilizzata ai raggi UV, inattaccabile da ruggine e corrosione.

**NOEMI HIGH POWER LED**

E35.000 \*



**Dimensions and weight**

Height: 530 mm  
Width: 350 mm  
Depth: 305 mm  
Weight: 3,9 Kg  
Junction to support: diameter 60 mm  
Area exposed to wind pressure:  
CxS = m<sup>2</sup> 0,110

**Moulded colours:**

Black White

**Painted colours:**

Antique green Antique bronze

**Diffuser PMMA:**

Clear Opal

**HIGH POWER LED**



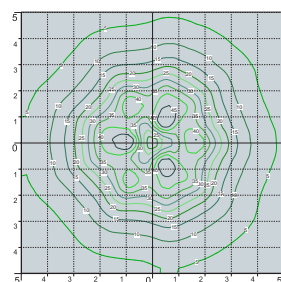
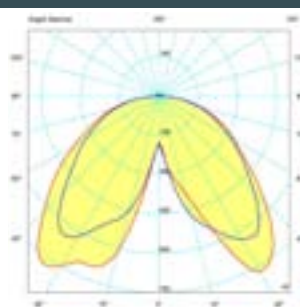
- **COST SAVING:** long-life and efficient LED light source.
- **BUILT-IN DRIVER:** quick and easy lamp replacement.
- **GREAT FLEXIBILITY:** E27 standard lamp holder.
- **FUTURE-PROOFED LUMINARIES:** performances easy to upgrade to latest technology developments.
- **SUITABLE FOR OUTDOOR USE:** built-in driver fully protected against heat and humidity by silicone paste.

**100 - 240 V**

Lantern equipped with TÜV-CB certified, long-life and efficient **E27 high power LED lamp**, granting the same luminous flux of traditional SON/HQI lighting sources. The lamp can be quickly and easily replaced, making the luminaries maintenance very simple.

LAMP	POWER	LUMINOUS FLUX UP TO	COLOUR TEMP.	*ADD. SUFFIX
CCT SET LED E27	15 W	1690 lm	4000 K 3000 K	.R1K
	30 W	3620 lm	4000 K 3000 K	.Q1K
LED E27	50W	6550 lm	4000 K	.H1L
			3000 K	.H1R

**PHOTOMETRIC DATA SAMPLE**



**NOEMI E27 LED HIGH POWER 30W**

POST height 3mt  
10x10mt area: average 15 lux


The photometric data for all the versions are available upon request or on our website.

**LED LAMPS**



Comply with: EU2019/2015  
EU2019/2020  
Technical details on page 636.

**CCT SETTABLE LED LAMP(\*)**



CCT switch settable in two different positions, to select the desired Kelvin temperature (3000K/4000K) and get a customized ambiance. (15 and 30W only)

\* ADD THESE SUFFIXES TO THE REFERENCES MENTIONED IN THE CATALOGUE

GARDEN REVIVAL  
GARDEN CLASSIC  
BOLLARD  
UP&DOWN  
DOWNLIGHT  
IN-GROUND  
BRICKLIGHT  
FLOODLIGHT  
BULKHEAD  
SOLAR  
URBAN CLASSIC  
URBAN REVIVAL  
URBAN MODERN  
POST  
LAMPS

# NOEMI E27

LARGE SIZE



E27 hexagonal lantern in classic style, made of shockproof resin material, UV-rays stabilized, rust and corrosion-free. Modular construction suitable for post top, hanging and wall installation. Provided with high temperature resistant ceiling suitable for ballast fixation. Insulation class II, protection rating IP 55.

*Lanterna esagonale E27 in stile classico, realizzata in resina antiurto, stabilizzata ai raggi UV, inattaccabile da ruggine e corrosione. Idonea per il montaggio a palo, a sospensione o a parete. Fornita con soffitto ad alta resistenza al calore idoneo per il fissaggio dei reattori. Classe di isolamento II, grado di protezione IP55.*

			CCT SET	
6,5W 800 lm	8,5W 920 lm	11W 1200 lm		
2700 K	2700 K	4000 K	6500 K	
+80°C -30°C	90% HUMIDITY	VOLTAGE SURGE RESISTANT		
<b>INDOOR &amp; OUTDOOR USE</b>				

E35.000.F1R


MADE IN ITALY



**NOEMI E27 - LANTERN COMPONENTS**

IP55



Decorative **PINNACLE** to be mounted on the roof top for post installation or on the lantern base for hanging installation.

**PINNACOLO** decorativo applicabile alla sommità del tetto (montaggio a palo) o sulla base della gabbia (montaggio a sospensione).

Lantern **ROOF** made of shockproof resin material. Tool-free opening for relamping and maintenance.

**TETTO** realizzato in resina antiurto. Removibile senza l'ausilio di attrezzi per manutenzione e cambio lampadina.

High temperature resistant reflective **CEILING** made of shockproof resin material. Provided with E27 lampholder and suitable for ballast fixation.

**SOFFITTO** riflettente realizzato in resina antiurto ad alta resistenza al calore. Fornito completo di portalamпада E27 e idoneo per il fissaggio dei reattori.

**DIFFUSER** of UV-rays stabilized PMMA, with recess for a power supply cable. One piece only closed at the base to ensure high protection against external agents.

**DIFFUSORE** in PMMA resistente ai raggi UV, provvisto di sede per l'alloggiamento del cavo di alimentazione. Realizzato in unico pezzo chiuso alla base per garantire un alto livello di protezione contro gli agenti esterni.

**CAGE** made of shockproof resin material, UV-rays stabilized, rust and corrosion-free.

**GABBIA** realizzata in resina antiurto, stabilizzata ai raggi UV, inattaccabile da ruggine e corrosione.

**NOEMI E27**

E35.000 \*



**Dimensions and weight**

Height: 530 mm  
Width: 350 mm  
Depth: 305 mm  
Weight: 3,2 Kg  
Junction to support: diameter 60 mm  
Area exposed to wind pressure: CxS = m<sup>2</sup> 0,110

**Moulded colours:**

Black  White

**Painted colours:**

Antique green  Antique bronze

**Diffuser PMMA:**

Clear  Opal

**E27 VERSION**

100 - 240 V

\*ADD. SUFFIX



Suitable lamps: CFL-LED-SON-HQI MAX 70W		<b>E27</b> lampholder only		.E27
LAMP	POWER	LUMINOUS FLUX UP TO	COLOUR TEMP.	
	<b>6,5W</b>	<b>800 lm</b>	<b>2700 K</b>	.F1R
	<b>8,5 W</b>	<b>920 lm</b>	6500 K 4000 K 2700 K	.V1K
	<b>11 W</b>	<b>1200 lm</b>	6500 K 4000 K 2700 K	.T1K

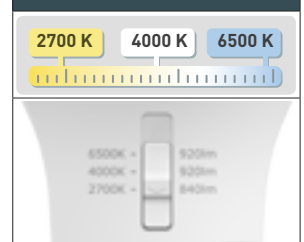
E27 lantern supplied as an option with TÜV-CB certified, long-life, efficient **LED lamps suitable for outdoor use.**

**LED LAMPS**



Comply with: EU2019/2015  
EU2019/2020  
Technical details on page 636.

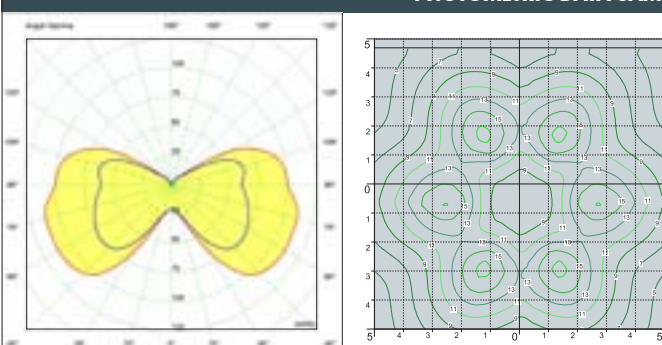
**CCT SETTABLE LED LAMP(\*)**



CCT switch settable in three different positions, to select the desired Kelvin temperature (2700K/4000K/6500K) and get a customized ambience.

\* ADD THESE SUFFIXES TO THE REFERENCES MENTIONED IN THE CATALOGUE

**PHOTOMETRIC DATA SAMPLE**



**NOEMI E27 clear SON 70W.**

POST height 3mt  
10 x 10mt area: average 11 lux

The photometric data for all the versions are available upon request or on our website.

LAMPS  
POST  
URBAN MODERN  
URBAN REVIVAL  
URBAN CLASSIC  
SOLAR  
BULKHEAD  
FLOODLIGHT  
BRICKLIGHT  
IN-GROUND  
DOWNLIGHT  
UP&DOWN  
BOLLARD  
GARDEN CLASSIC  
GARDEN REVIVAL

# NEBO/NOEMI

LARGE SIZE



E35.201.R20.Q1K



E35.201.R20.Q1K



E35.201.Q1K

MADE IN ITALY



**NEBO OFIR/NOEMI 2L**  
E35.201.R20

Pcs 1  
Kg 31,9  
mc 0,268

**NEBO OFIR/NOEMI 3L**  
E35.201.R30

Pcs 1  
Kg 35,8  
mc 0,342

**NEBO/NOEMI**  
E35.201

Pcs 1  
Kg 24,9  
mc 0,196

**NEBO OFIR/NOEMI 2L**  
E35.201.R20

Pcs 1  
Kg 31,9  
mc 0,268

**NEBO OFIR/NOEMI 3L**  
E35.201.R30

Pcs 1  
Kg 35,8  
mc 0,342