

GARDEN REVIVAL  
GARDEN CLASSIC  
BOLLARD  
UP&DOWN  
DOWNLIGHT  
IN-GROUND  
BRICKLIGHT  
FLOODLIGHT  
BULKHEAD  
SOLAR  
URBAN CLASSIC  
URBAN REVIVAL  
URBAN MODERN  
POST  
LAMPS

# ELISA

## SQUARE BOLLARD



Architectural LED lamp range in modern style, made of shockproof resin material, UV-rays stabilized, rust and corrosion-free. Square bollards in different sizes, spike and wall mounted versions available. Supplied with white square reflector and with TÜV-CB certified, long-life, efficient and Kelvin settable GX53 LED lamps included. Insulation class II, Protection rating IP55.

*Collezione di lampade architettoniche a LED in stile moderno, realizzata in resina antiurto, stabilizzata ai raggi UV, inattaccabile da ruggine e corrosione. Ampia gamma di versioni disponibili per installazioni su stelo bollard in diverse altezze, con picchetto o a parete. Provvista di riflettore quadro in colore bianco e fornita con incluse lampadine a LED GX53 con Kelvin impostabile certificate TÜV-CB di lunga durata ed elevata efficienza. Classe di isolamento II, grado di protezione IP55.*



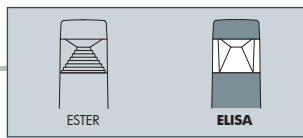
DS2.564.D1K

**CCT SETTABLE**

3000 K 4000 K 6500 K

SDCM < 6



**ELISA COMPONENTS**

**IP55**



**CAP** fixed to the diffuser with no visible screws made of shockproof resin material, UV-rays stabilized, rust and corrosion-free.

**CALOTTA** fissata al diffusore senza viti a vista, realizzata in resina antiurto, stabilizzata ai raggi UV, inattaccabile da ruggine e corrosione.

**DIFFUSER** in clear colour made of UV-rays stabilized polymethylmethacrylate (PMMA).

**DIFFUSORE** trasparente realizzato in polimetilmetacrilato (PMMA) resistente all'ingiallimento ed ai raggi UV.

**REFLECTOR** with square shape spreading the lighting output to create a four beams luminous effect. Made of shockproof white reflective resin material.

**RIFLETTORE** quadro che diffonde la luce dividendola in quattro fasci. Realizzato in resina antiurto di colore bianco.



**INSTALLATION ELEMENTS:**

- POLES for bollard versions
- BASE for wall and surface installation
- SPIKE for in ground installation

**ELEMENTI DI FISSAGGIO:**

- STELI per versione bollard
- BASE per installazione a parete e al suolo
- PICCHETTO per installazione nel terreno

**ELISA**



**Dimensions**

Height: 165/500/800 mm  
Width: 126 mm  
Depth: 126 mm

**Moulded colours:**

- Black
- White
- Grey

**Diffuser PMMA:**

- Clear

**LED LAMPS**



Comply with: EU2019/2015  
EU2019/2020  
Technical details on page 636.

**GX53 LED**

**100 - 240 V**




LAMP	POWER	LUMINOUS FLUX (Φ TOTAL) UP TO	COLOUR TEMP.	*ADD. SUFFIX
GX53 LED	<b>3 W</b>	<b>410 lm</b>	6500 K	.G1K
			4000 K	
			3000 K	
GX53 LED	<b>10 W</b>	<b>1290 lm</b>	6500 K	.D1K
			4000 K	
			3000 K	

- **COST SAVING:** long-life and efficient LED light sources.
- **BUILT-IN DRIVER:** quick and easy lamp replacement.
- **GREAT FLEXIBILITY:** GX53 standard lamp holder.
- **FUTURE-PROOFED LUMINARIES:** easy to upgrade.
- **SUITABLE FOR OUTDOOR USE:** driver fully protected against heat and humidity by silicone paste.

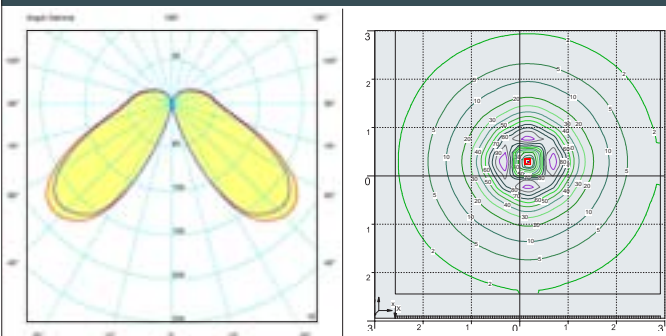
Bollard supplied with TÜV-CB certified, long-life, efficient and Kelvin settable GX53 LED lamp included. Different wattages available.

**CCT SETTABLE LED LAMP**



CCT switch settable in three different positions, to select the desired Kelvin temperature (3000K/4000K/6500K) and get a customized ambience.

**PHOTOMETRIC DATA SAMPLE**



**ELISA 800 clear GX53 10W.**

Bollard height 0,8 mt  
Area: 6x6 mt - average 13 lux

The photometric data for all the versions are available upon request or on our website.

**3W 410 Lm = 40W incandescent**  
**SAVE 93%**

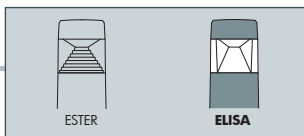
**10W 1290 Lm = 100W incandescent**  
**SAVE 90%**

\* ADD THESE SUFFIXES TO THE REFERENCES MENTIONED IN THE CATALOGUE

# ELISA

## SQUARE BOLLARD





ELISA 800	
<b>3W</b>	DS2.564.G1K
<b>10W</b>	DS2.564.D1K
CCT SETTABLE GX53 LED LAMP INCLUDED 3000K/4000K/6500K	
Pcs 6 Kg 16 mc 0,145	

ELISA 500	
<b>3W</b>	DS2.563.G1K
<b>10W</b>	DS2.563.D1K
CCT SETTABLE GX53 LED LAMP INCLUDED 3000K/4000K/6500K	
Pcs 12 Kg 24 mc 0,145	

ELISA WALL	
<b>3W</b>	DS2.560.G1K
<b>10W</b>	DS2.560.D1K
CCT SETTABLE GX53 LED LAMP INCLUDED 3000K/4000K/6500K	
Pcs 18 Kg 22 mc 0,092	

ELISA SPIKE	
<b>3W</b>	DS2.561.G1K
<b>10W</b>	DS2.561.D1K
CCT SETTABLE GX53 LED LAMP INCLUDED 3000K/4000K/6500K	
Pcs 18 Kg 23 mc 0,092	