

Classic

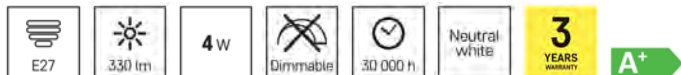
- perfect replacement for obsolete bulbs with tungsten fibres
- high lighting efficiency yet minimal power consumption
- lights up to 100 % immediately after pressing the switch
- available lamp caps: E27, E14, E40, GU10, GU5.3, G4 and G9
- in Classic, Candle, Globe, Mini Globe and other shapes
- extended warranty period: 3 years
- long service life





- replacement of incandescent bulb: 30 W
- shape: Candle
- luminous flux: 330 lm
- color temperature: 4 100 K
- power: 4 W
- energy efficiency class: A+
- beam angle: 250°
- voltage: 230 V~/50 Hz
- dimensions: 38 × 100 mm

= packaging: 1 pc, small box



ZQ3111
15 25 733 405

1/-/10/60
ZQ3111

- replacement of incandescent bulb: 40 W
- shape: Candle
- luminous flux: 470 lm
- color temperature: 2 700 K
- power: 6 W
- energy efficiency class: A+
- beam angle: 280°
- voltage: 230 V~/50 Hz
- dimensions: 35 × 102 mm

= packaging: 1 pc, small box



ZQ3227
15 25 731 215

1/-/10/60
ZQ3227

- replacement of incandescent bulb: 40 W
- shape: Candle
- luminous flux: 470 lm
- color temperature: 4 100 K
- power: 6 W
- energy efficiency class: A+
- beam angle: 280°
- voltage: 230 V~/50 Hz
- dimensions: 35 × 102 mm

= packaging: 1 pc, small box

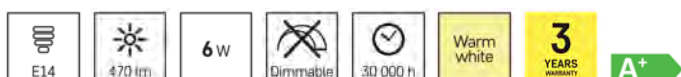


ZQ3228
15 25 731 412

1/-/10/60
ZQ3228

- replacement of incandescent bulb: 40 W
- shape: Candle
- luminous flux: 470 lm
- color temperature: 2 700 K
- power: 6 W
- energy efficiency class: A+
- beam angle: 250°
- voltage: 230 V~/50 Hz
- dimensions: 35 × 105 mm

= packaging: 1 pc, small box

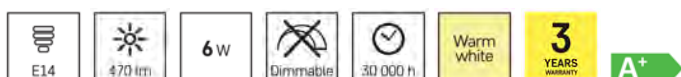


ZQ3220
15 25 731 201

1/-/10/60
LED-C38-PI-6W-
E14-WW

- replacement of incandescent bulb: 40 W
- shape: Candle
- luminous flux: 470 lm
- color temperature: 2 700 K
- power: 6 W
- energy efficiency class: A+
- beam angle: 250°
- voltage: 230 V~/50 Hz
- dimensions: 35 × 105 mm

= packaging: 3 pcs, small box



ZQ3220.3
15 25 731 207

3/-/30/90
LED-C38-PI-6W-
E14-WW