

Time saving

- Quick installation as the products are delivered with clamping yoke open
- Identical contours for easier planning

Space saving

- Small „W-Compact“ size saves space in the panel
- Two conductors can be connected for each contact point

Safety

- The clamping yoke properties compensate for temperature-indexed changes to the conductor to prevent loosening
- Vibration-resistant connectors – ideal for applications in harsh conditions
- Protection against incorrect conductor entry
- Copper current bar for low voltages, clamping yoke and screw made of hardened steel
- Precise clamping yoke and current bar design for safe contact with even the smallest of conductors

Overview


You can rely on it: thanks to the range of models and real flexibility, our terminal blocks with clamping yoke technology can be used in a wide range of different applications.

Universal application:

Numerous national and international approvals and qualifications in accordance with a variety of application standards make the W-series a universal connection solution, especially in harsh conditions.

Varied product assortment with wide clamping range:


Our terminal blocks with clamping yoke technology are available in both standard and compact designs. The compact design covers wire cross-sections from 0.05 mm² to 150 mm² and helps save space in the panel. The standard version covers conductor cross sections of up to 240 mm². The identical contours of the terminal blocks make configuration easier and reduces the quantity of accessories required.



WDU 70N

70 mm²

Compact design



20.5 x 75 x 85
232 / 95
16...95



IEC 60947-7-1 Ex e II II 2 G D

IEC	UL	CSA	EN 60079-7
1000	600	600	690
192	150	150	184
70	AWG 6...0	AWG 6...0	70 mm ²

8 kV / 3
B11 / V-0

CE DEMKO14ATEX1338U

Rated connection	Further connection
16...16 / 16...95	
16...70 / 16...70	
8...12 Nm / (M 8)	
22 / S6 (DIN 6911)	
10...16 / 10...25	
10...25 / 6...25	
1000 V DC rated voltage tested.	

Type	Qty.	Order No.
WDU 70N/35	10	9512190000
WDU 70N/35 BL	10	9512420000

1000 V UL and CSA for usage groups B and C; can be used with isolating DIN rails and when using WTW-EN partitions.


Type	current	Qty.	Order No.
WQV 70N/2	192 A	5	9512240000
WQV 70N/3	192 A	5	9512250000
WQV 70N/4	192 A	5	9531290000
WEW 35/1		50	1059000000
WAD 20 GE WSD		10	9512260000
WZAD 70N		5	1964830000
DEK 5/5 MC NE WS	1000		1609801044
WS 12/6.5 MC NE WS	540		1609920000
SKS 2,0-8,0 MR		1	9008870000

Auxiliary connection for additional conductor "WZAD 70N" 1964830000 (up to 10 mm², 41 A). Cross-connections, see section "W series accessories".

WDU 70N/35 IR

70 mm²

Compact design



20.5 x 75 x 85
232 / 95
16...95



IEC 60947-7-1 Ex e II II 2 G D

IEC	UL	CSA	EN 60079-7
1000	600	600	690
192	150	150	184
70	AWG 6...0	AWG 6...0	70 mm ²

8 kV / 3
B11 / V-0

DEMKO14ATEX1338U

Rated connection	Further connection
16...16 / 16...95	
16...70 / 16...70	
8...12 Nm / (M 8)	
22 / TX 40	
10...16 / 10...25	
10...25 / 6...25	
1000 V DC rated voltage tested.	

Type	Qty.	Order No.
WDU 70N/35 IR	10	1393420000

Type	current	Qty.	Order No.
WQV 70N/2	192 A	5	9512240000
WQV 70N/3	192 A	5	9512250000
WQV 70N/4	192 A	5	9531290000
WEW 35/1		50	1059000000
WAD 20 GE WSD		10	9512260000
WZAD 70N		5	1964830000
DEK 5/5 MC NE WS	1000		1609801044
WS 12/5 MC NE WS	720		1609860000
TH-S 9-40		1	9008880000

Auxiliary connection for additional conductor "WZAD 70N" 1964830000 (up to 10 mm², 41 A). Cross-connections, see section "W series accessories".

WDU 95N/120N

120 mm²

Compact design



27 x 91 x 90
290 / 150
16...150



IEC 60947-7-1 Ex e II II 2 G D

IEC	UL	CSA	EN 60079-7
1000	1000	1000	880
269	228	220	221
120	AWG 4...250	AWG 4...0	120 mm ²

8 kV / 3
B13 / V-0

CE DEMKO14ATEX1338U

Rated connection	Further connection
16...16 / 16...150	
16...120 / 16...95	
12...20 Nm / (M 10)	
27 / S6 (DIN 6911)	
16...16 / 10...35	
16...35 / 10...35	
1000 V DC rated voltage tested.	

Type	Qty.	Order No.
WDU 95N/120N	5	1820550000
WDU 95N/120N BL	5	1820560000

1000 V UL and CSA for usage groups B and C; can be used with isolating DIN rails and when using WTW-EN partitions.

Type	current	Qty.	Order No.
WQV 95N/120N/2	269 A	5	1826890000
WQV 95N/120N/3	269 A	5	1826900000
WQV 95N/120N/4	269 A	5	1826910000
WEW 35/1		50	1059000000
WAD 20 GE WSD		10	9512260000
WZAD 95N/120N		5	1859580000
DEK 5/5 MC NE WS	1000		1609801044
WS 12/6.5 MC NE WS	540		1609920000
SKS 2,0-8,0 MR		1	9008870000

Auxiliary connection for additional conductor "WZAD 95N/120N" 1859580000 (up to 10 mm², 41 A). Cross-connections, see section "W series accessories".

