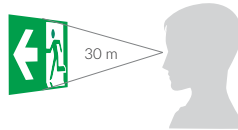


# ITECH Z

ONE FITTING - MANY APPLICATIONS



» visibility up to 30 meters



» plug-in connection - when the fitting is opened, the voltage on its active elements is cut off

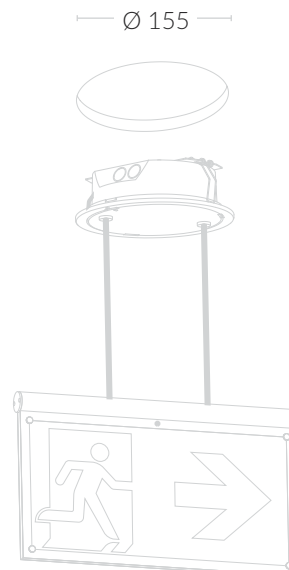
» high protection degree - IP65


» moulded high-resilience polyurethane gasket

» one-sided or double-sided view fitting

50

Dimensions [± 2mm]

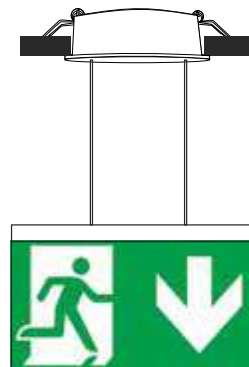
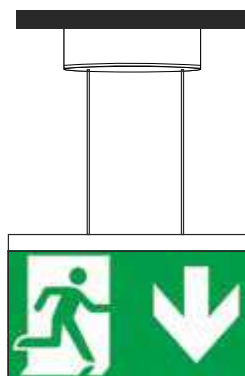


Application	evacuation road direction (evacuation sign)
Light source	LED 
Type	double-sided fitting
Testing for self-contained	non-addressable: ST – for button test non-addressable: AT – auto-test / self-test addressable: DATA – with addressable module for DATA system addressable: DATA 2 – with addressable module for DATA 2 system addressable: DALI – with addressable module for DALI systems
Testing for central battery	non-addressable: CB1 – without addressable module addressable : CB3 – with addressable module
Power supply	210÷250 V AC 50÷60 Hz 186÷254 V DC
Protection degree	IP65
Insulation class	II
Temperature range	ST, AT, DATA, DATA 2, DALI: $t_a +10^{\circ}\text{C} \div +40^{\circ}\text{C}$ CB1: $t_a -25^{\circ}\text{C} \div +55^{\circ}\text{C}$ CB3: $t_a -15^{\circ}\text{C} \div +40^{\circ}\text{C}$
Glow wire test	850°C
Colour	<input type="checkbox"/> RAL 9003 <input type="checkbox"/> RAL 7035 <input checked="" type="checkbox"/> RAL 9004
Material	housing: PC/ABS

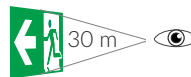
» surface mounted

» TM-AKC.IT003

set for recessed mounting



Pictograms in the set:



Model	Mode	Time	Luminance	Battery	Testing
iTECH Z E2	M / NM	3 h	$\geq 150 \text{ cd/m}^2$	LiFePO4	ST / AT / DATA / DATA 2 / DALI
iTECH Z E2	-	-	$\geq 150 \text{ cd/m}^2$	-	CB1, CB3

