

Conversion from imperial to metrics									
Zoll	1/32"	3/64"	1/16"	5/64"	3/32"	1/8"	3/16"	1/4"	3/8"
mm	0.8	1.2	1.6	2.0	2.4	3.2	4.8	6.4	9.5
Zoll	1/2"	5/8"	3/4"	1"	1 1/4"	1 1/2"	2"	3"	4"
mm	12.7	15.9	19.1	25.4	31.8	38.1	50.8	76.2	101.6

## The right heat shrink tube

The 80:20 rule means that a heat shrink tube should shrink by a maximum of 80% and a minimum of 20%. For example: A cable with a diameter of 5 mm is to be wrapped in heat shrinkable tubing. In theory both sizes 6/2 and 12/4 would be suitable since the required diameter of 5 mm lies within the shrink range of both tube sizes.

Maximum shrink (100%)



Maximum shrinkage = 4 mm

Optimum shrink max. (80%)



Shrinkage of 3.2 mm

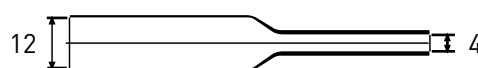
Optimum shrink min. (20%)



Shrinkage of 0.8 mm

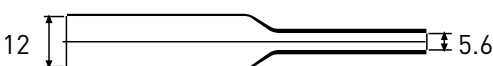
Size 6/2 has a range of application of between 2.8 mm and 5.2 mm and is therefore suitable for the cable diameter of 5 mm.

Maximum shrink (100%)



Maximum shrinkage = 8 mm

Optimum shrink max. (80%)



Shrinkage of 6.4 mm

Optimum shrink min. (20%)



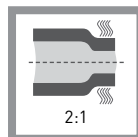
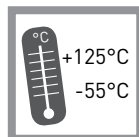
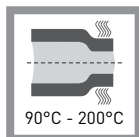
Shrinkage of 1.6 mm

The smallest application diameter of size 12/4 is 5.6 mm. This size is therefore unsuitable for a cable diameter of 5 mm.



Used for electrical grounding, protecting and insulating wires and for identifying earth cables.

- **Material:**  
modified polyolefin
- **Colour:**  
Yellow-green striped
- **Packaging:**  
spool
- Flexible
- UL 224, 125 °C, VW-1
- Flame retardant
- Environmental friendly,
- Free from toxic
- Heavy metal
- Compounds



Property	Method of test	Value
Temperature at continuous duty	UL 224	-55°C to +125°C
Tensile strength	ASTM D 638	>14MPa
Elongation at break	ASTM D 638	>400%
Longitudinal shrinkage	UL 224	0± 5%
Eccentricity	ASTM D 2671	<20%
Dielectric strength	IEC93	>20kV/mm
Volume resistance	ASTM D 2671	>10 <sup>14</sup> Ω.cm
Copper stability	ISO62	Pass

Article No.	Internal diameter (mm)		Wall thickness fully recovered (mm)	Spools (m)	Shape
	Min.as supplied	Max. fully recovered			
STYG-012	1.2	0.6	0.3	200	O
STYG-016	1.6	0.8	0.3	200	O
STYG-024	2.4	1.2	0.4	200	O
STYG-032	3.2	1.6	0.5	200	O
STYG-048	4.8	2.4	0.5	100	O
STYG-064	6.4	3.2	0.6	100	O
STYG-095	9.5	4.8	0.6	100	F
STYG-127	12.7	6.4	0.6	50	F
STYG-190	19.0	9.5	0.8	30	F
STYG-254	25.4	12.7	0.9	30	F
STYG-318	31.8	15.9	0.9	30	F
STYG-381	38.1	19.0	1.0	30	F
STYG-508	50.8	25.4	1.1	30	F