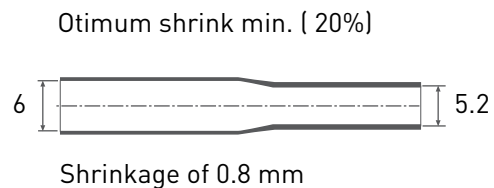
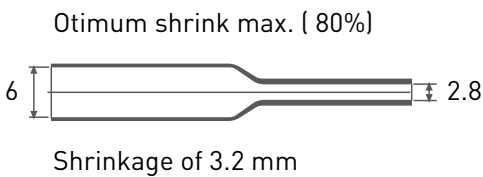
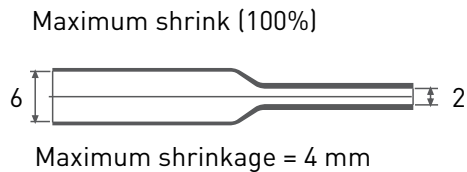


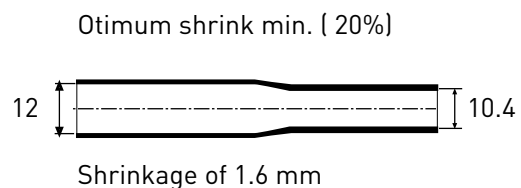
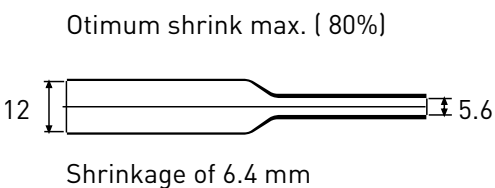
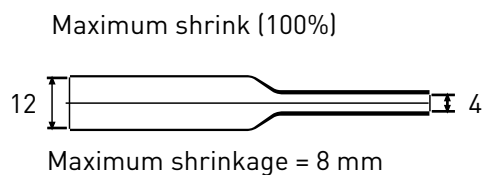
Conversion from imperial to metrics									
Zoll	1/32"	3/64"	1/16"	5/64"	3/32"	1/8"	3/16"	1/4"	3/8"
mm	0.8	1.2	1.6	2.0	2.4	3.2	4.8	6.4	9.5
Zoll	1/2"	5/8"	3/4"	1"	1 1/4"	1 1/2"	2"	3"	4"
mm	12.7	15.9	19.1	25.4	31.8	38.1	50.8	76.2	101.6

The right heat shrink tube

The 80:20 rule means that a heat shrink tube should shrink by a maximum of 80% and a minimum of 20%. For example: A cable with a diameter of 5 mm is to be wrapped in heat shrinkable tubing. In theory both sizes 6/2 and 12/4 would be suitable since the required diameter of 5 mm lies within the shrink range of both tube sizes.



Size 6/2 has a range of application of between 2.8 mm and 5.2 mm and is therefore suitable for the cable diameter of 5 mm.



The smallest application diameter of size 12/4 is 5.6 mm. This size is therefore unsuitable for a cable diameter of 5 mm.

ST55

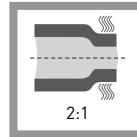
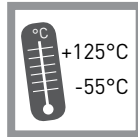

ShrinkTech® ST55 thin wall heat shrink tube for universal use

Insulating, identifying cables without changing the wire's diameter. The low shrink temperature recovery reduces installation time and eliminates heat damage on the application.



- UL 224, 125 °C, VW-1
- Flexible
- Flame retardant
- Environmental friendly, free from toxic heavy metal compounds

- **Material:**
modified polyolefin
- **Colour:**
Black, red, white, green, yellow, brown, blue
- **Packaging:**
per meter in box



Property	Method of test	Value
Temperature at continuous duty	UL 224	-55°C to +125°C
Tensile strength	ASTM D 638	>14MPa
Elongation at break	ASTM D 638	>400%
Longitudinal shrinkage	UL 224	0± 5%
Eccentricity	ASTM D 2671	<20%
Dielectric strength	IEC93	>20kV/mm
Volume resistance	ASTM D 2671	>10 ¹⁴ Ω.cm
Copper stability	ISO62	Pass

Article No.	Internal diameter (mm)		Wall thickness fully recovered (mm)	PCS / box (m)	Shape
	Min.as supplied	Max. fully recovered			
ST55-024	2.4	1.2	0.4	20	O
ST55-032	3.2	1.6	0.5	20	O
ST55-048	4.8	2.4	0.5	15	O
ST55-064	6.4	3.2	0.6	10	O
ST55-095	9.5	4.8	0.6	10	F
ST55-127	12.7	6.4	0.6	10	F
ST55-190	19.0	9.5	0.8	10	F
ST55-254	25.4	12.7	0.9	10	F
ST55-318	31.8	15.9	0.9	5	F
ST55-381	38.1	19.0	1.0	5	F
ST55-508	50.8	25.4	1.1	5	F