

Conversion from imperial to metrics									
Zoll	1/32"	3/64"	1/16"	5/64"	3/32"	1/8"	3/16"	1/4"	3/8"
mm	0.8	1.2	1.6	2.0	2.4	3.2	4.8	6.4	9.5
Zoll	1/2"	5/8"	3/4"	1"	1 1/4"	1 1/2"	2"	3"	4"
mm	12.7	15.9	19.1	25.4	31.8	38.1	50.8	76.2	101.6

The right heat shrink tube

The 80:20 rule means that a heat shrink tube should shrink by a maximum of 80% and a minimum of 20%. For example: A cable with a diameter of 5 mm is to be wrapped in heat shrinkable tubing. In theory both sizes 6/2 and 12/4 would be suitable since the required diameter of 5 mm lies within the shrink range of both tube sizes.

Maximum shrink (100%)



Maximum shrinkage = 4 mm

Optimum shrink max. (80%)



Shrinkage of 3.2 mm

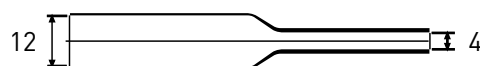
Optimum shrink min. (20%)



Shrinkage of 0.8 mm

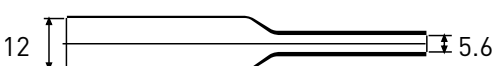
Size 6/2 has a range of application of between 2.8 mm and 5.2 mm and is therefore suitable for the cable diameter of 5 mm.

Maximum shrink (100%)




Maximum shrinkage = 8 mm

Optimum shrink max. (80%)



Shrinkage of 6.4 mm

Optimum shrink min. (20%)



Shrinkage of 1.6 mm

The smallest application diameter of size 12/4 is 5.6 mm. This size is therefore unsuitable for a cable diameter of 5 mm.

ST175

ShrinkTech® 175°C

High performance PVDF tubing. Excellent to insulate from high temperatures. It's reliably protects for wires, solder joints, terminals, connections and components from most industrial fuels, solvents and chemicals. Recommended for electronics and automotive industry.



- Environmental friendly, free from toxic heavy metal compounds
- Flame retardant
- Semi-rigid
- UL 224, 125 °C, VW-1
- MIL-I-23053 Military spec.
- Extremely thin walled
- **Material:** Kynar® modified polyvinyl fluoroid
- **Colour:** black, transparent
- **Packaging:** spool



Property	Method of test	Value
Operating temperature	IEC216	-55 °C to +175°C
Tensile strength	ASTM D 638	Min. 34.5 MPa
Elongation at break	ASTM D 638	Min. 150%
Elongation at break after ageing	250°C /168hrs	Min. 50%
Heat shock	300°C /1hr	No cracking or dropping
Cold bend	-55°C /1hr	No cracking
Dielectric strength	ASTM D 2671	Min. 30kV/mm
Volume resistance	ASTM D 876	>10 ¹³ Ω.cm
Flammability	VW-1	Pass

Article No.	Internal diameter (mm)		Wall thickness fully recovered (mm)	Spools (m)	Shape
	Min.as supplied	Max. fully recovered			
ST175-012	1.2	0.6	0.25	200	O
ST175-016	1.6	0.8	0.25	200	O
ST175-024	2.4	1.2	0.27	200	O
ST175-032	3.2	1.6	0.27	200	O
ST175-048	4.8	2.4	0.27	100	O
ST175-064	6.4	3.2	0.33	100	O
ST175-095	9.5	4.8	0.33	50	F
ST175-127	12.7	6.4	0.33	50	F
ST175-190	19.0	9.5	0.43	30	F
ST175-254	25.4	12.7	0.48	30	F
ST175-318	31.8	15.9	0.48	30	F