










DRIVERS - BIG PANELS

	SKU	Watts	Box Qty			
	6259	29w	50			
	6268	29w	20	 DIMMABLE		
	6019	45w	50	 DIMMABLE		
	6271	29w	50	 5 YEAR WARRANTY	 FLICKER FREE	
	6436	36w	20			
	6450	45w	50	 5 YEAR WARRANTY		
	6437	45w	20	 1-10V DIMMABLE		
	6386	45w	50	 120 lm/W		
	6427	45w	50	 5 YEAR WARRANTY	 120 lm/W	
	6270	45w	50	 5 YEAR WARRANTY	 120 lm/W	 FLICKER FREE
	6328	72w	50	 5 YEAR WARRANTY		



Suspended Mounting

SKU: [6018](#)
Box Qty 100

Adjustable height from 0.3 to 1m. This product can be used for all sizes of panels, that is
 • 300 × 300 • 600 × 600 • 1200 × 300 • 1200 × 600



Surface Mounting-60×60

SKU: [9999](#)
Box Qty 5

Convert the recessed panel to surface panel and install it easily on solid surfaces.



Surface Mounting-62×62

SKU: [9997](#)
Box Qty 5

Convert the recessed panel to surface panel and install it easily on solid surfaces.