



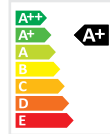
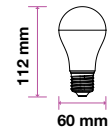
V-TAC[®]
INNOVATIVE LED LIGHTING



Color Changing Bulb

- E27 Base
- A60 Shape
- AC:220-240V,50Hz
- PF: >0.5
- CRI: >80
- 200° Beam Angle

1. Switch the light on for cool white.
2. Turn the Switch off and on again for warm white.
3. Turn the Switch off and on again for day white.
4. Switch between these to select your ideal colour.



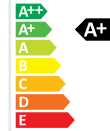
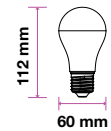
Model	SKU	Watts	EQUIV.W	Lumen	Box Qty
<u>VT-2119</u>	7317 - 3 IN 1	9w	60w	806	100



Color Changing Bulb 2Pc Blister Pack

- E27 Base
- A60 Shape
- AC:220-240V,50Hz
- PF: >0.5
- CRI: >80
- 200° Beam Angle

1. Switch the light on for cool white.
2. Turn the Switch off and on again for warm white.
3. Turn the Switch off and on again for day white.
4. Switch between these to select your ideal colour.



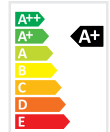
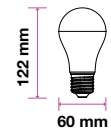
Model	SKU	Watts	EQUIV.W	Lumen	Box Qty
<u>VT-2149</u>	7309 - 3 IN 1	9w	60w	806	25



Sensor Bulb

- E27 Base
- A60 Shape
- AC:220-240V,50Hz
- PF: >0.5
- CRI: >80
- 200° Beam Angle

Our smart sensor bulbs have built-in photocells which transmit the signal to the light source and smartly save power by switching into Light mode, enabling energy efficiency and reduced power consumption when required.



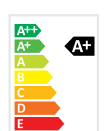
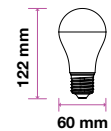
Model	SKU	Watts	EQUIV.W	Lumen	Box Qty
<u>VT-2016</u>	4459 - 2700K WARM WHITE 4460 - 4000K DAY WHITE 4461 - 6000K WHITE	9w	60w	806	100



Sensor Bulb 2Pc Blister Pack

- E27 Base
- A60 Shape
- AC:220-240V,50Hz
- PF: >0.5
- CRI: >80
- 200° Beam Angle

Our smart sensor bulbs have built-in photocells which transmit the signal to the light source and smartly save power by switching into Light mode, enabling energy efficiency and reduced power consumption when required.



Model	SKU	Watts	EQUIV.W	Lumen	Box Qty
<u>VT-2109</u>	7285 - 2700K WARM WHITE	9w	60w	806	25