

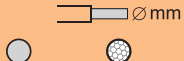




































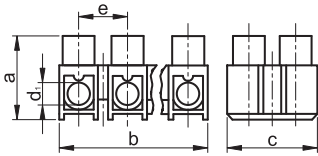



Cleme șir flexibile, profil H


Varianta constructivă tradițională


| Profil | TRACON |  | mm^2 | X  | In |  | \varnothing mm | d_1 (mm) | a (mm) | b (mm) | c (mm) | e (mm) |
|---------|---|---|---------------|---|------|---|------------------|---------------|-----------|-----------|-----------|-----------|
| S3A-H |  |  | 2.5 | × 12 | 16 A |  | 1.9 2.2 2.3 | 3 | 11 | 93.2 | 11 | 7.5 |
| SF3A-H |  |  | 2.5 | × 12 | 16 A |  | 1.9 2.2 2.3 | 3 | 11 | 93.2 | 11 | 7.5 |
| S5A-H |  |  | 4 | × 12 | 25 A |  | 2.4 2.7 2.9 | 3.2 | 13 | 114.8 | 13 | 9.7 |
| SF5A-H |  |  | 4 | × 12 | 25 A |  | 2.4 2.7 2.9 | 3.2 | 13 | 114.8 | 13 | 9.7 |
| S10A-H |  |  | 6 | × 12 | 40 A |  | 2.9 3.3 2.9 | 4.2 | 15.3 | 131.5 | 15.3 | 11.1 |
| SF10A-H |  |  | 6 | × 12 | 40 A |  | 2.9 3.3 2.9 | 4.2 | 15.3 | 131.5 | 15.3 | 11.1 |
| S15A-H |  |  | 10 | × 12 | 50 A |  | 2.9 3.3 2.9 | 4.5 | 16.6 | 137.3 | 22.5 | 11.5 |
| SF15A-H |  |  | 10 | × 12 | 50 A |  | 2.9 3.3 2.9 | 4.5 | 16.6 | 137.3 | 22.5 | 11.5 |
| S30A-H |  |  | 16 | × 12 | 63 A |  | 3.7 4.2 3.9 | 5.5 | 19.2 | 169 | 19.2 | 14.5 |
| SF30A-H |  |  | 16 | × 12 | 63 A |  | 3.7 4.2 3.9 | 5.5 | 19.2 | 169 | 19.2 | 14.5 |
| S60A-H |  |  | 25 | × 12 | 80 A |  | - 6.6 6.3 | 6.6 | 24.4 | 191 | 24.4 | 16 |
| SF60A-H |  |  | 25 | × 12 | 80 A |  | - 6.6 6.3 | 6.6 | 24.4 | 191 | 24.4 | 16 |


„H”





 **Cu**

 **450 V**

 **0.4 - 0.8**

 **PP**








































 **Ta**
-20...+75 °C



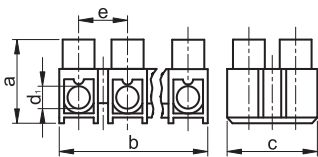
RELEVANT STANDARD
EN 60998-1
EN 60998-2-1


Cleme șir flexibile, profil H


Varianta constructivă cu lamelă


| Profil | TRACON |  | mm^2 | X  | In |  | \varnothing mm | d_1 (mm) | a (mm) | b (mm) | c (mm) | e (mm) |
|-----------|---|---|---------------|---|------|---|------------------|---------------|-----------|-----------|-----------|-----------|
| S3A-H-L |  |  | 2.5 | × 12 | 16 A |  | 1.9 2.2 2.3 | 3 | 11 | 93.2 | 11 | 7.5 |
| SF3A-H-L |  |  | 2.5 | × 12 | 16 A |  | 1.9 2.2 2.3 | 3 | 11 | 93.2 | 11 | 7.5 |
| S5A-H-L |  |  | 4 | × 12 | 25 A |  | 2.4 2.7 2.9 | 3.2 | 13 | 114.8 | 13 | 9.7 |
| SF5A-H-L |  |  | 4 | × 12 | 25 A |  | 2.4 2.7 2.9 | 3.2 | 13 | 114.8 | 13 | 9.7 |
| S10A-H-L |  |  | 6 | × 12 | 40 A |  | 2.9 3.3 2.9 | 4.2 | 15.3 | 131.5 | 15.3 | 11.1 |
| SF10A-H-L |  |  | 6 | × 12 | 40 A |  | 2.9 3.3 2.9 | 4.2 | 15.3 | 131.5 | 15.3 | 11.1 |
| S15A-H-L |  |  | 10 | × 12 | 50 A |  | 3.7 4.2 - | 4.5 | 16.6 | 140 | 22.5 | 11.5 |
| SF15A-H-L |  |  | 10 | × 12 | 50 A |  | 3.7 4.2 - | 4.5 | 16.6 | 140 | 22.5 | 11.5 |
| S30A-H-L |  |  | 16 | × 12 | 63 A |  | 3.7 4.2 3.9 | 5.5 | 19.2 | 169 | 19.2 | 14.5 |
| SF30A-H-L |  |  | 16 | × 12 | 63 A |  | 3.7 4.2 3.9 | 5.5 | 19.2 | 169 | 19.2 | 14.5 |
| S60A-H-L |  |  | 25 | × 12 | 80 A |  | - 6.6 6.3 | 6.6 | 24.4 | 191 | 24.4 | 16 |
| SF60A-H-L |  |  | 25 | × 12 | 80 A |  | - 6.6 6.3 | 6.6 | 24.4 | 191 | 24.4 | 16 |


„H”





 **Cu**

 **450 V**

 **0.4 - 0.8**

 **PP**

 **Ta**
-20...+75 °C



RELEVANT STANDARD
EN 60998-1
EN 60998-2-1