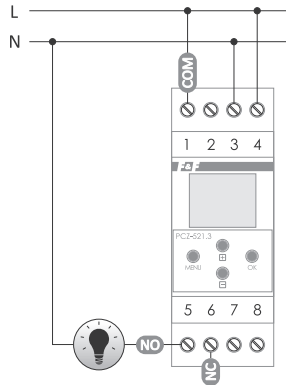


PCZ-521.3 1-channel

Functions

- 500 memory cells;
- Relays status memory;
- Battery charge level;
- LCD contrast setting;
- NFC wireless communication;
- PCZ Configurator app for your smartphone.



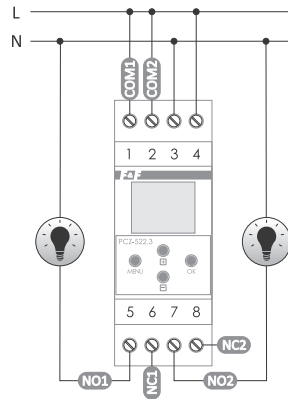
power supply	24÷264 V AC/DC
maximum load current (AC-1)	16 A
contact	separated 1xNO/NC
backup time clock operation	6 years*
battery type	2032 (lithium)
backup time display operation	No
accuracy of the clock	1 s
time error	±1 s/24 h
time program setting accuracy	1 min.
program memory cells	500 (250 pairs of ON/OFF commands)
power consumption	1.5 W
terminal	2.5 mm ² screw terminals (cord) 4.0 mm ² screw terminals (wire)
tightening torque	0.5 Nm
working temperature	-20÷50°C
dimensions	2 modules (35 mm)
installation	for TH-35 rail
protection level	IP20

* battery life addicted to weather conditions and frequency of mains failure

PCZ-522.3 2-channel

Functions

- 2 independent channels, separately programmable;
- 500 memory cells + relay status memory;
- Battery charge level;
- LCD contrast setting;
- NFC wireless communication;
- PCZ Configurator app for your smartphone.



power supply	24÷264 V AC/DC
maximum load current (AC-1)	2x16 A
contact	separated 2xNO/NC
backup time clock operation	6 years*
battery type	2032 (lithium)
backup time display operation	No
accuracy of the clock	1 s
time error	±1 s/24 h
time program setting accuracy	1 min.
program memory cells	500 (2x 125 pairs of ON/OFF commands/channel)
power consumption	1.5 W
terminal	2.5 mm ² screw terminals (cord) 4.0 mm ² screw terminals (wire)
tightening torque	0.5 Nm
working temperature	-20÷50°C
dimensions	2 modules (35 mm)
installation	for TH-35 rail
protection level	IP20

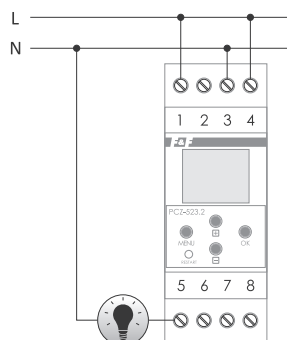
* battery life addicted to weather conditions and frequency of mains failure

ON/OFF type: pulse (bell)

PCZ-523.2 1-channel, with two programmable lines

Functions

- The timer switches the device on at a preset time and switches it off after a preset time (pulse) in cycles: daily, weekly, working days (Mon.÷Fri.) or weekend (Sat., Sun.).
- Pulse length: 1 s÷100 min.
- The relay has 2 independently programmable, switchable program lines controlling the alternatively connected receiver.



power supply	24÷264 V AC/DC
maximum load current (AC-1)	16 A
contact	separated 1xNO/NC
backup time clock operation	6 years*
backup time display operation	No
accuracy of the clock	1 s
time error	±1 s/24 h
time setting accuracy	1 min.
pulse length	1 s÷100 min.
program memory cells	250 (2x 60 ON/HOLD commands/program)
power consumption	1.5 W
terminal	2.5 mm ² screw terminals (cord) 4.0 mm ² screw terminals (wire)
tightening torque	0.5 Nm
working temperature	-20÷50°C
dimensions	2 modules (35 mm)
installation	for TH-35 rail
protection level	IP20

* battery life addicted to weather conditions and frequency of mains failure