


# TM.ONTEC R E1

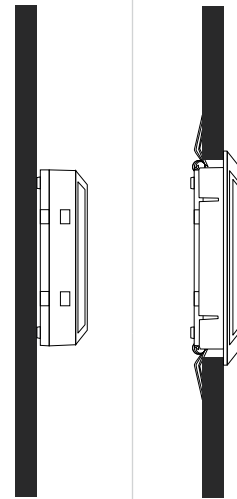
RELIABILITY AND ELEGANCE



46

- » extended lifetime thanks to LiFePO4 packages
- » minimalistic design
- » surface and recessed mounting
- » maintain (M) or non-maintain (NM) operation mode

Application	identification of fire - protection devices evacuation road direction (evacuation sign)
Light source	LED 
Testing for self-contained	non-addressable: ST - for button test non-addressable: AT - auto-test / self-test addressable: DATA - with addressable module for DATA system addressable: DATA 2 - with addressable module for DATA 2 system addressable: DALI - with addressable module for DALI systems
Testing for central battery	non-addressable: CB1 - without addressable module addressable : CB3 - with addressable module
Power supply	210÷250 V AC 50÷60 Hz 186÷254 V DC
Protection degree	IP20
Insulation class	II
Temperature range	ST, AT, DATA, DALI, DATA 2: $t_a +10^{\circ}\text{C} \div +35^{\circ}\text{C}$ CB1: $t_a -15^{\circ}\text{C} \div +55^{\circ}\text{C}$ CB3: $t_a -10^{\circ}\text{C} \div +40^{\circ}\text{C}$
Glow wire test	850°C
Colour	<input type="checkbox"/> RAL 9003 <input type="checkbox"/> RAL 7035 <input checked="" type="checkbox"/> RAL 9004
Material	housing: PC/ABS



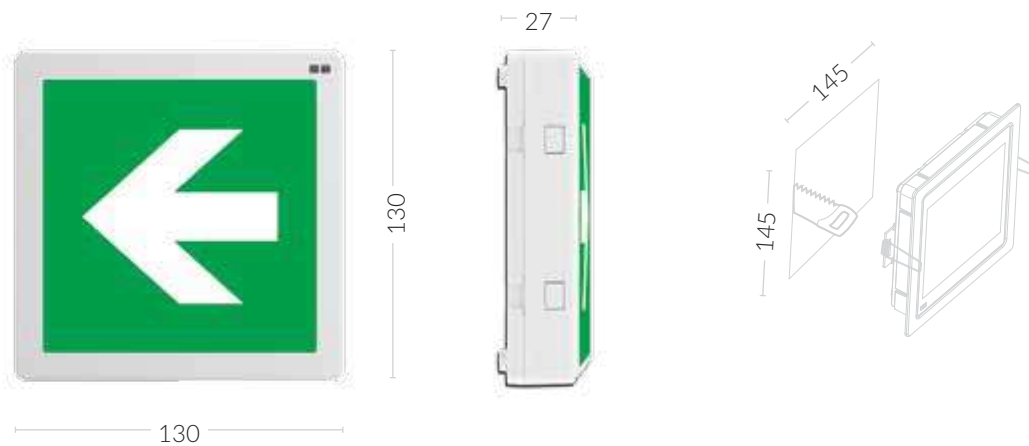
» surface mounted

» TM-AKC.OR001  
set for recessed  
mounting

Pictograms in the set:



Dimensions [ $\pm 2$  mm]



Model	Luminance	Mode	Time	Battery	Testing
TM.ONTEC R E1*	≥ 300 cd/m <sup>2</sup>	M / NM	1 / 3 h	LiFePO4	ST / AT / DATA / DATA 2 / DALI
TM.ONTEC R E1*	≥ 300 cd/m <sup>2</sup>	-	-	-	CB1 / CB3

\*For pictogram luminance > 500 cd/m<sup>2</sup> is necessary to order a special extension kit [OR +500 cd].

