


TM.ONTEC R


ROBUSTNESS AND ELEGANCE



76

- » ceiling and wall mounting, surface mounted or recessed
- » easy and quick installation
- » versions of lenses
- » extended lifetime thanks to LiFePO4 packages
- » compact fitting design

Application anti-panic lighting
 escape route lighting
 lighting of the final exit / fire-protection devices

Light source LED 

Testing for self-contained non-addressable: ST – for button test
 non-addressable: AT – auto-test / self-test
 addressable: DATA – with addressable module for DATA system
 addressable: DATA 2 – with addressable module for DATA 2 system
 addressable: DALI – with addressable module for DALI systems

Testing for central battery non-addressable: CB1 – without addressable module
 addressable : CB3 – with addressable module

Power supply 210÷250 V AC 50÷60 Hz
 186÷254 V DC

Protection degree IP20

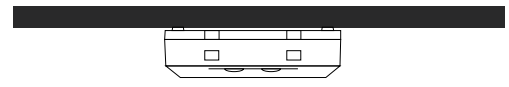
Insulation class II

Temperature range ST, AT, DATA, DATA 2, DALI: $t_a +10^{\circ}\text{C} \div +35^{\circ}\text{C}$
 CB1: $t_a -15^{\circ}\text{C} \div +55^{\circ}\text{C}$
 CB3: $t_a -10^{\circ}\text{C} \div +40^{\circ}\text{C}$

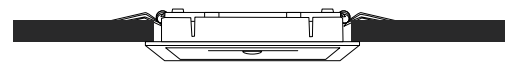
Glow wire test 850°C

Colour RAL 9003 RAL 7035 RAL 9004

Material housing: PC/ABS




» surface mounted

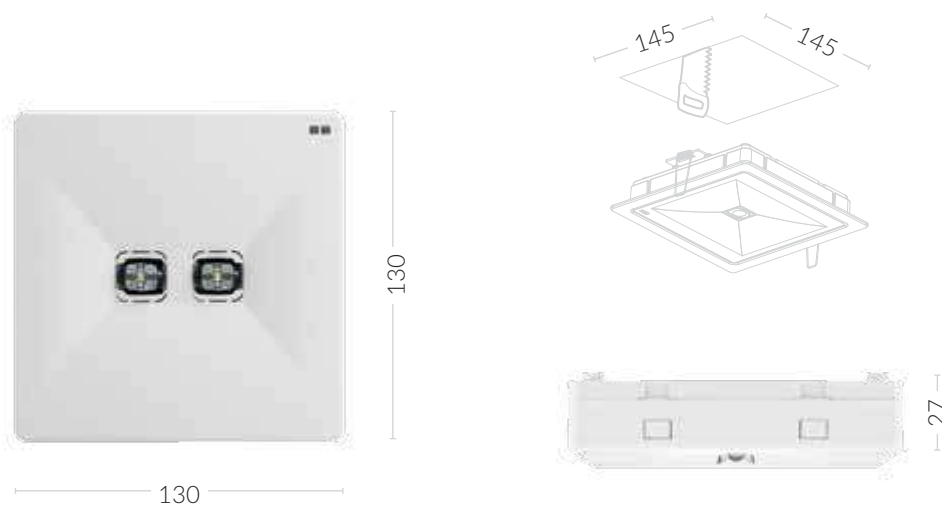


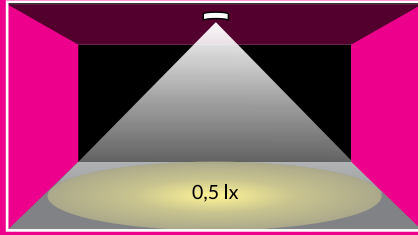
» TM-AKC.OR001

set for recessed mounting




Dimensions [± 2 mm]





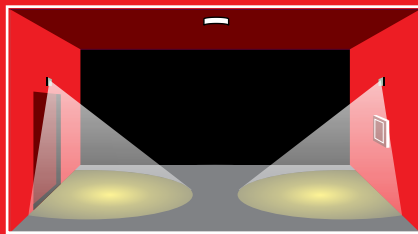
ANTI-PANIC LIGHTING

Model	Luminous flux	Time	Mode	Battery	Testing
TM.ONTEC R M1U	158 lm	1 / 3 h	NM	LiFePO4	ST
TM.ONTEC R M2	288 lm	1 / 3 h	M / NM	LiFePO4	ST / AT / DATA / DATA 2 / DALI
TM.ONTEC R M5	555 lm	1 h	M / NM	LiFePO4	ST / AT / DATA / DATA 2 / DALI
TM.ONTEC R M2	288 lm	-	-	-	CB1, CB3
TM.ONTEC R M5	555 lm	-	-	-	CB1, CB3



ESCAPE ROUTE LIGHTING - OPTIMAL FOR ESCAPE ROUTES UP TO 7 M HIGH

Model	Luminous flux	Time	Mode	Battery	Testing
TM.ONTEC R C1U	135 lm	1 / 3 h	NM	LiFePO4	ST
TM.ONTEC R C1	246 lm	1 / 3 h	M / NM	LiFePO4	ST / AT / DATA / DATA 2 / DALI
TM.ONTEC R C2	465 lm	1 h	M / NM	LiFePO4	ST / AT / DATA / DATA 2 / DALI
TM.ONTEC R C1	246 lm	-	-	-	CB1, CB3
TM.ONTEC R C2	465 lm	-	-	-	CB1, CB3



LIGHTING OF THE FINAL EXIT / FIRE-PROTECTION DEVICES

Model	Luminous flux	Time	Mode	Battery	Testing
TM.ONTEC R W1	258 lm	1 h	M / NM	LiFePO4	ST / AT / DATA / DATA 2 / DALI
TM.ONTEC R W1	258 lm	-	-	-	CB1, CB3