

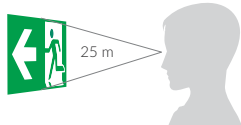
TM.ONTEC E

DISCRETE AND EFFICIENT




38

- » high luminance – up to 500 cd/m²
- » visibility up to 25 meters



- » extended lifetime thanks to LiFePO₄ packages
- » maintain (M) or non-maintain (NM) operation mode
- » lamination uniformity thanks to LED light source + edge light gate

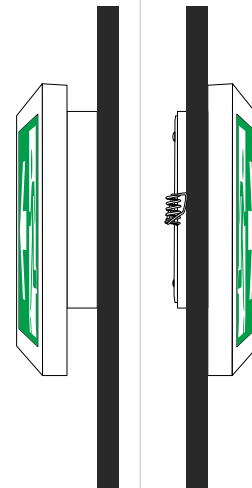


| | |
|-----------------------------|--|
| Application | evacuation road direction (evacuation sign) |
| Type | one-sided fitting |
| Light source | LED  |
| Visibility | 25 m |
| Testing for self-contained | non-addressable: ST – for button test non-addressable: AT – auto-test / self-test addressable: DATA – with addressable module for DATA system addressable: DATA 2 – with addressable module for DATA 2 system addressable: DALI – with addressable module for DALI systems |
| Testing for central battery | non-addressable: CB1 – without addressable module addressable : CB4 – with addressable module |
| Power supply | 210÷250 V AC 50÷60 Hz 186÷254 V DC |
| Protection degree | IP20 |
| Insulation class | II |
| Temperature range | ST, AT, DATA, DATA 2, DALI: $t_a +10^{\circ}\text{C} \div +35^{\circ}\text{C}$ CB1: $t_a -15^{\circ}\text{C} \div +55^{\circ}\text{C}$ CB4: $t_a -10^{\circ}\text{C} \div +40^{\circ}\text{C}$ |
| Glow wire test | 850°C |
| Colour | <input type="checkbox"/> RAL 9003 <input type="checkbox"/> RAL 7035 <input type="checkbox"/> RAL 9004 |
| Material | housing: PC/ABS |

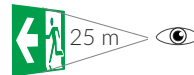
» surface mounted

» TM-AKC.OE001

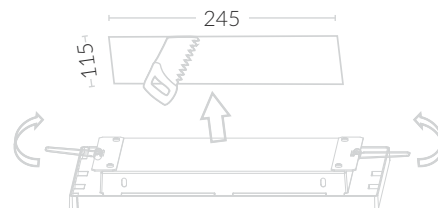
recessed installation



Pictograms in the set:



Dimensions [± 2 mm]



| Model | Luminance | Mode | Time | Battery | Testing |
|-----------------|-------------------------|--------|---------|---------|--------------------------------|
| TM.ONTEC E E1A | ≥ 150 cd/m ² | NM | 1 / 3 h | Ni-Cd | ST |
| TM.ONTEC E E1B | ≥ 150 cd/m ² | M / NM | 1 / 3 h | Ni-Cd | ST / AT / DATA / DATA 2 / DALI |
| TM.ONTEC E E1E | ≥ 150 cd/m ² | M / NM | 1 / 3 h | LiFePO4 | ST / AT / DATA / DATA 2 / DALI |
| TM.ONTEC E E1P* | ≥ 300 cd/m ² | M / NM | 1 / 3 h | LiFePO4 | ST / AT / DATA / DATA 2 / DALI |
| TM.ONTEC E E1E | ≥ 150 cd/m ² | - | - | - | CB1, CB4 |
| TM.ONTEC E E1P* | ≥ 300 cd/m ² | - | - | - | CB1, CB4 |

*For pictogram luminance > 500 cd/m² (PRO version) is necessary to order a special extension kit [OE +500 cd].



surface mounted

+



TM-AKC.OE001

set for recessed mounting

=



recessed installation

