


# TM.ONTEC D

DISCRETE PROTECTION




72

- » recessed installation
- » extended lifetime thanks to LiFePO4 packages
- » minimalistic design
- » easy installation thanks to the modular electronics design



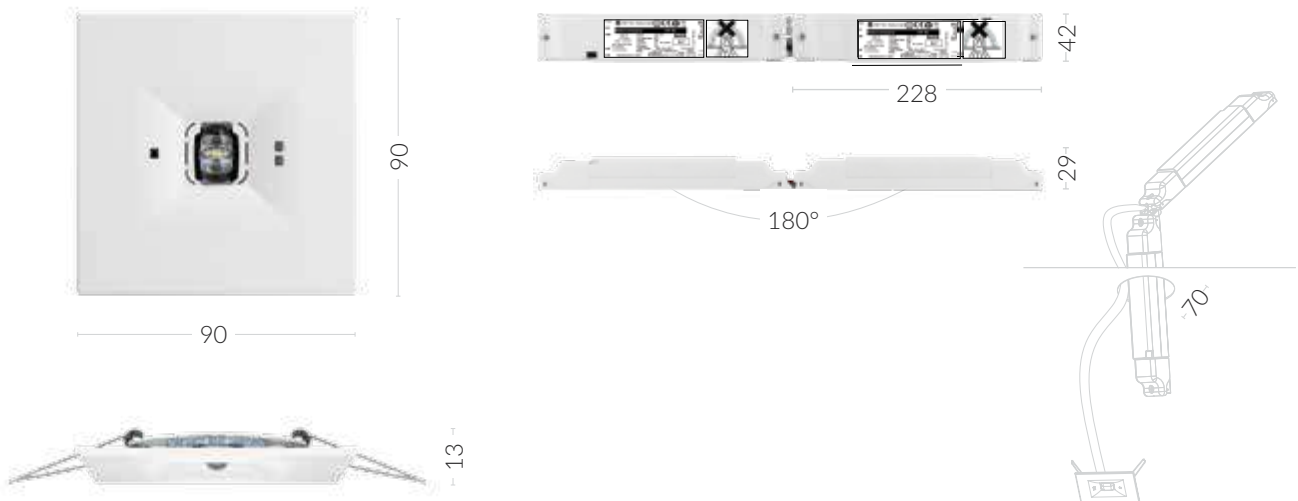


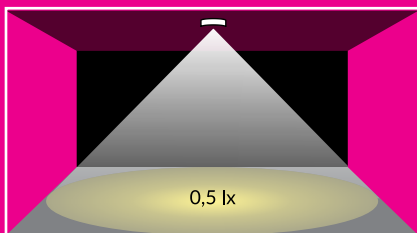
Application	anti-panic lighting escape route lighting
Light source	LED 
Testing for self-contained	non-addressable: ST – for button test non-addressable: AT – auto-test / self-test addressable: DATA – with addressable module for DATA system addressable: DATA 2 – with addressable module for DATA 2 system addressable: DALI – with addressable module for DALI systems
Testing for central battery	non-addressable: CB1 – without addressable module addressable : CB4 – with addressable module
Power supply	210÷250 V AC 50÷60 Hz 186÷254 V DC
Protection degree	IP20
Insulation class	II
Temperature range	ST, AT, DATA, DATA 2, DALI: $t_a +10^{\circ}\text{C} \div +35^{\circ}\text{C}$ CB1: $t_a -15^{\circ}\text{C} \div +55^{\circ}\text{C}$ CB4: $t_a -10^{\circ}\text{C} \div +40^{\circ}\text{C}$
Glow wire test	850°C
Colour	<input type="checkbox"/> RAL 9003 <input type="checkbox"/> RAL 7035 <input checked="" type="checkbox"/> RAL 9004
Material	housing: PC/ABS



» recessed installation

Dimensions [ $\pm 2$  mm]





ANTI-PANIC LIGHTING | OPEN SPACE

Model	Luminous flux	Time	Mode	Battery	Testing
TM.ONTEC D M1U	158 lm	1 / 3 h	NM	Ni-Cd	ST
TM.ONTEC D M1	140 lm	1 / 3 h	M / NM	LiFePO4	ST / AT / DATA / DATA 2 / DALI
TM.ONTEC D M2	288 lm	1 / 3 h	M / NM	LiFePO4	ST / AT / DATA / DATA 2 / DALI
TM.ONTEC D M1	140 lm	-	-	-	CB1, CB4
TM.ONTEC D M2	288 lm	-	-	-	CB1, CB4



ESCAPE ROUTE LIGHTING | OPTIMAL FOR ESCAPE ROUTES UP TO 7 M HIGH

Model	Luminous flux	Time	Mode	Battery	Testing
TM.ONTEC D C1U	141 lm	1 / 3 h	NM	Ni-Cd	ST
TM.ONTEC D C1E	128 lm	1 / 3 h	M / NM	LiFePO4	ST / AT / DATA / DATA 2 / DALI
TM.ONTEC D C1	260 lm	1 / 3 h	M / NM	LiFePO4	ST / AT / DATA / DATA 2 / DALI
TM.ONTEC D C1H	353 lm	3 h	M / NM	LiFePO4	ST / AT / DATA / DATA 2 / DALI
TM.ONTEC D C1E	128 lm	-	-	-	CB1, CB4
TM.ONTEC D C1	260 lm	-	-	-	CB1, CB4
TM.ONTEC D C1H	353 lm	-	-	-	CB1, CB4