

Modular circuit breakers

Modular circuit breakers (MCB) VA47-29

Modular circuit breakers (MCB) VA47-29 are intended for protecting distribution and group systems having different loads:

- electric appliances, lighting – B characteristic switches;
- drives with moderate starting currents (compressor, fan group) – C characteristic switches;
- drives with high starting currents (hoisting mechanisms, pumps) – D characteristic switches;

Modular circuit breakers VA47-29 are recommended for use in electrical distribution panels of residential and public buildings.


200 items per 18 rated currents ranging from 0.5 up to 63 A.



Advantages

- Two types of protection against overloads and short circuit
- Complete set of supplementary devices with the possibility of simple independent installation:
 - State contact KS47;
 - State contact KSV47;
 - Undervoltage trip RMM47;
 - Low-voltage release RN47.
- Improved arc suppression system: extended service life, increased resistance to short-circuit currents.
- Contact position indicator.
- Wide operating temperature range from -40 to $+50^{\circ}$ C.
- Simultaneous connection by FORK bar and flexible conductor is possible for power supply distribution via upper terminals, as well as connection by PIN bar.
- New ergonomic design of ON/OFF lever.
- Notched terminal clamps reduce the heat loss and increase mechanical stability of the connection.

Design Features



Improved arc suppression system: extended service life, increased resistance to short-circuit currents: patent No. RU 139886.



Soldered-on composite material with silver improves wear resistance of the contact assembly and decreases the transient resistance.



Simultaneous connection by FORK bar and flexible conductor is possible for power supply distribution via upper terminals, as well as connection by PIN bar.




Increased robustness of the casing in conductor connection area due to two additional rivets and solid faceplate.




Contact position indicator.



Notched terminal clamps reduce the heat loss and increase mechanical stability of the connection.



Factory settings of the thermal release mechanism are protected from modification by the insert made from acrylic plastic.



The circuit breaker casing is additionally protected from burnout by plastic and metal anti-burnout plates that also withdraw heat.



Quick installation and additional reliability of snapping on to the DIN-rail due to the latch with double locking.

	Name	Rated current I_n , A	Curve Type	Bar type	Package amount, pcs		Product ID
					multiple	transport	
	VA47-29 3P 1 A type B	1	B	3P PIN 63 A	4	48	MVA20-3-001-B
	VA47-29 3P 2 A type B	2	B	3P PIN 63 A	4	48	MVA20-3-002-B
	VA47-29 3P 3 A type B	3	B	3P PIN 63 A	4	48	MVA20-3-003-B
	VA47-29 3P 4 A type B	4	B	3P PIN 63 A	4	48	MVA20-3-004-B
	VA47-29 3P 5 A type B	5	B	3P PIN 63 A	4	48	MVA20-3-005-B
	VA47-29 3P 6 A type B	6	B	3P PIN 63 A	4	48	MVA20-3-006-B
	VA47-29 3P 8 A type B	8	B	3P PIN 63 A	4	48	MVA20-3-008-B
	VA47-29 3P 10 A type B	10	B	3P PIN 63 A	4	48	MVA20-3-010-B
	VA47-29 3P 13 A type B	13	B	3P PIN 63 A	4	48	MVA20-3-013-B
	VA47-29 3P 16 A type B	16	B	3P PIN 63 A	4	48	MVA20-3-016-B
	VA47-29 3P 20 A type B	20	B	3P PIN 63 A	4	48	MVA20-3-020-B
	VA47-29 3P 25 A type B	25	B	3P PIN 63 A	4	48	MVA20-3-025-B
	VA47-29 3P 32 A type B	32	B	3P PIN 63 A	4	48	MVA20-3-032-B
	VA47-29 3P 40 A type B	40	B	3P PIN 63 A	4	48	MVA20-3-040-B
	VA47-29 3P 50 A type B	50	B	3P PIN 63 A	4	48	MVA20-3-050-B
VA47-29 3P 63 A type B	63	B	3P PIN 63 A	4	48	MVA20-3-063-B	
	VA47-29 3P 1 A type C	1	C	3P PIN 63 A	4	48	MVA20-3-001-C
	VA47-29 3P 2 A type C	2	C	3P PIN 63 A	4	48	MVA20-3-002-C
	VA47-29 3P 3 A type C	3	C	3P PIN 63 A	4	48	MVA20-3-003-C
	VA47-29 3P 4 A type C	4	C	3P PIN 63 A	4	48	MVA20-3-004-C
	VA47-29 3P 5 A type C	5	C	3P PIN 63 A	4	48	MVA20-3-005-C
	VA47-29 3P 6 A type C	6	C	3P PIN 63 A	4	48	MVA20-3-006-C
	VA47-29 3P 8 A type C	8	C	3P PIN 63 A	4	48	MVA20-3-008-C
	VA47-29 3P 10 A type C	10	C	3P PIN 63 A	4	48	MVA20-3-010-C
	VA47-29 3P 13 A type C	13	C	3P PIN 63 A	4	48	MVA20-3-013-C
	VA47-29 3P 16 A type C	16	C	3P PIN 63 A	4	48	MVA20-3-016-C
	VA47-29 3P 20 A type C	20	C	3P PIN 63 A	4	48	MVA20-3-020-C
	VA47-29 3P 25 A type C	25	C	3P PIN 63 A	4	48	MVA20-3-025-C
	VA47-29 3P 32 A type C	32	C	3P PIN 63 A	4	48	MVA20-3-032-C
	VA47-29 3P 40 A type C	40	C	3P PIN 63 A	4	48	MVA20-3-040-C
	VA47-29 3P 50 A type C	50	C	3P PIN 63 A	4	48	MVA20-3-050-C
VA47-29 3P 63 A type C	63	C	3P PIN 63 A	4	48	MVA20-3-063-C	
	VA47-29 3P 1 A type D	1	D	3P PIN 63 A	4	48	MVA20-3-001-D
	VA47-29 3P 2 A type D	2	D	3P PIN 63 A	4	48	MVA20-3-002-D
	VA47-29 3P 3 A type D	3	D	3P PIN 63 A	4	48	MVA20-3-003-D
	VA47-29 3P 4 A type D	4	D	3P PIN 63 A	4	48	MVA20-3-004-D
	VA47-29 3P 5 A type D	5	D	3P PIN 63 A	4	48	MVA20-3-005-D
	VA47-29 3P 6 A type D	6	D	3P PIN 63 A	4	48	MVA20-3-006-D
	VA47-29 3P 8 A type D	8	D	3P PIN 63 A	4	48	MVA20-3-008-D
	VA47-29 3P 10 A type D	10	D	3P PIN 63 A	4	48	MVA20-3-010-D
	VA47-29 3P 13 A type D	13	D	3P PIN 63 A	4	48	MVA20-3-013-D
	VA47-29 3P 16 A type D	16	D	3P PIN 63 A	4	48	MVA20-3-016-D
	VA47-29 3P 20 A type D	20	D	3P PIN 63 A	4	48	MVA20-3-020-D
	VA47-29 3P 25 A type D	25	D	3P PIN 63 A	4	48	MVA20-3-025-D
	VA47-29 3P 32 A type D	32	D	3P PIN 63 A	4	48	MVA20-3-032-D
	VA47-29 3P 40 A type D	40	D	3P PIN 63 A	4	48	MVA20-3-040-D
	VA47-29 3P 50 A type D	50	D	3P PIN 63 A	4	48	MVA20-3-050-D
VA47-29 3P 63 A type D	63	D	3P PIN 63 A	4	48	MVA20-3-063-D	