

Shear Bolt cable lugs up to 36kV

For applications up to 36kV

Suitable for Al and
Cu conductors

Certified according to

EN61238-1 class A



Shear Bolt lugs are used for terminating aluminium or copper conductors in applications up to 36kV.

Advantages

- Shear Bolt technology allows installation of the lugs using a regular wrench or a spanner, no crimping or other special tools are needed.
- Morek Shear Bolt cable lugs are range taking products that can be used with conductors of varying cross-sections, accommodating a wide range of conductors with only a few items.
- Shear Bolt lugs' specially designed aluminium bodies are made of high-strength aluminium alloy and are tin-plated, allowing their use with both aluminium and copper conductors.
- Bolts made of aluminium or tin-plated brass are designed to break at the exact torque required for best electrical connection.
- Shear Bolts and barrels of lugs are treated with special antioxidation grease to ensure the lubrication and eliminate all kinds of oxidation in places of electrical contact.
- Conductor centering rings and instruction manual are supplied together with each lug to ensure proper installation.
- All Morek Shear Bolt lugs are watertight and suitable for indoor and outdoor installation, to be used with solid, stranded, sector shaped and round conductors with plastic or oil-impregnated paper isolation.

- Shear Bolt lugs are compatible with most termination kits by many manufacturers. Compact design requires less installation space, especially for larger sizes.

Certification and regulations

Tested according to IEC61238-1 class A

Technical specifications

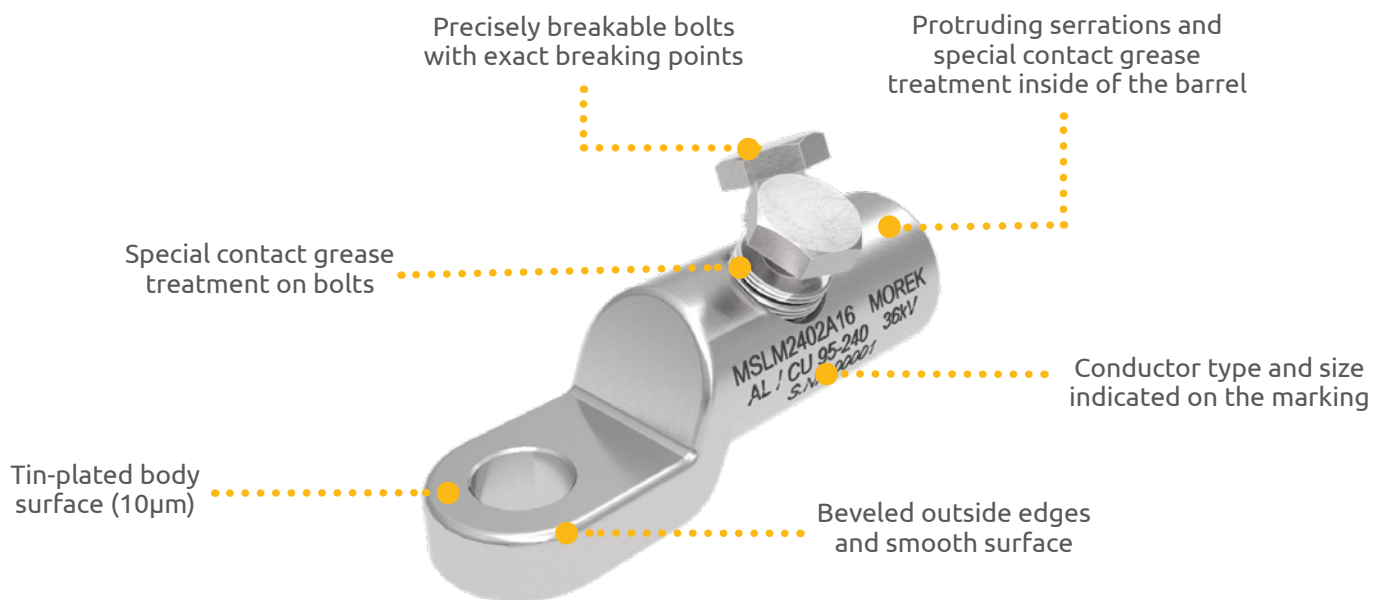
- Nominal voltage up to 36kV
- Suitable for copper and aluminium conductors
- Bolts and barrels are treated with antioxidation grease
- Conductor centering rings included

Materials

Lug body: tin-plated high-strength aluminium alloy

Aluminium-bolt cable lug bolts: aluminium alloy

Brass-bolt cable lug bolts: tin-plated brass



EN 61238-1:2003 divides cable lugs and connectors into two classes:

Class A (heat cycle and **short-circuit tested**) - These are connectors intended for electrical distribution or industrial networks in which they can be subjected to short-circuits of relatively high intensity and duration. Therefore, Class A connectors are suitable for most applications.




Class B (heat cycle tests only, **not short-circuit tested**) - These are connectors for networks in which overloads or short-circuits are rapidly cleared by the installed protective devices, e.g. **fast-acting fuses**.





Palm opening size	MSLM400	MSLM630	MSLM1000
M12	MSLM4003A12	MSLM6303A12	-
M16	MSLM4003A16	MSLM6303A16	MSLM10004A16
M20	-	-	MSLM10004A20
2 x M12	-	-	-

Technical data

Conductor cross-section Al (mm²)

RE  Round, solid	185 - 400	400 - 630	630 - 1000
RM  Round, stranded	185 - 400	400 - 630	630 - 1000
SM  Sector shaped, stranded	185 - 300	400 - 500	630 - 800

Conductor cross-section Cu (mm²)

RM  Round, stranded	185 - 400	400 - 630	630 - 1000
SM  Sector shaped, stranded	185 - 300	400 - 500	630 - 800

No. of bolts Ø mm	3 / M22	3 / M22	4 / M22 long
L1 / L2 / l	140 / 120 / 79	163 / 136 / 94	194 / 161 / 105
D / d	42 / 26	52 / 34	65 / 41
Weight (g)	367	605	1095
Package (pcs)	10	6	3

Bolts: aluminium alloy
Suitable for Al/Cu applications

Dimensions

