

Surge protective devices OPS1

Surge protective devices OPS1 are intended for protection of internal distribution networks of residential and public building from lightning and surge overvoltages. Correspond to the requirements EN 61643-11.



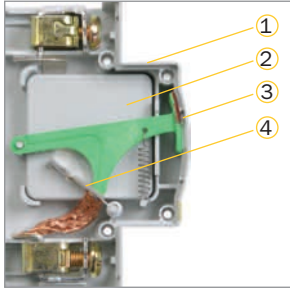
OPS1 surge protective devices were awarded gold medal of the 21st International Exhibition "Electro-2012" in nomination "Best electrical equipment of 2012" for their high quality characteristics.

Advantages

- Improved reliability of suppressor by reducing power dissipation.
- Improved rating of residual voltage arising at surge overvoltage.

- High level of fire protection is provided by reliable thermal protection.


Design Features



1 – casing;
 2 – protective element (varistor module);
 3 - operation indicator;
 4 - fuse element (thermal protection).




High level of fire protection is provided by reliable thermal protection.



Improved reliability of suppressor by reducing power dissipation (per 15–20%) at the expense of excluding transient resistance in the separable termination of interchangeable module and the device's casing.



Notches on contact terminals prevent overheating and wires melting through denser and larger contact area. It also helps to lower transient resistance and, therefore, losses. Improved mechanical wear resistance of connection.



Rotating mechanism of operation indicator allows to avoid indication faults.






Possibility of double simultaneous connection with bar (pin or fork) and with flexible conductor; flexible conductor section is up to 25 mm².



Latch for DIN-rail with double fixed position for easy installation.

Range

	Name*	No. of poles	Rated discharge current 8/20 Mx, kA	Rated operating voltage, V	Max. discharge current 8/20 Mx, kA	Package amount, pcs		Product ID
						multiple	transport	
	OPS1-B 1P	1	30	400	60	1	120	MOP20-1-B
	OPS1-B 2P	2	30	400	60	1	60	MOP20-2-B
	OPS1-B 3P	3	30	400	60	1	40	MOP20-3-B
	OPS1-B 4P	4	30	400	60	1	30	MOP20-4-B
	OPS1-C 1P	1	20	400	40	1	120	MOP20-1-C
	OPS1-C 2P	2	20	400	40	1	60	MOP20-2-C
	OPS1-C 3P	3	20	400	40	1	40	MOP20-3-C
	OPS1-C 4P	4	20	400	40	1	30	MOP20-4-C
	OPS1-D 1P	1	5	230	10	1	120	MOP20-1-D
	OPS1-D 2P	2	5	230	10	1	60	MOP20-2-D
	OPS1-D 3P	4	5	230	10	1	30	MOP20-4-D

*** Class I (B):**

Protection from direct lightning strikes into the building's or electricity transmission line's lightning protection system. OPS1 are installed at the entrance into electrical distribution panels or main distribution boards.

Class II (C):

Protection of power distribution networks from switching disturbances or installation as a second protection stage in case of lightning strikes. OPS1 is installed into electrical distribution panels.

Class III (D):

Consumer protection from residual voltage surges, residual (irregular) overvoltages as well as high frequency interference filtering. OPS1 is installed directly near the consumer.



Technical Features

Feature	OPS1 B (I)	OPS1 C (II)	OPS1 D (III)
Rated operating voltage, V	400	400	230
Max. operating voltage, V	440	440	250
Rated discharge current 8/20 Mx, kA	30	20	5
Max. discharge current 8/20 Mx, kA	60	40	10
Voltage protection level, max., kV	2,0	1,8	1,0
Classified voltage, V	700 ± 5%	650 ± 5%	530 ± 5%
Tripping time, max., ms	25	25	25
NP / No. of poles	1, 2, 3, 4	1, 2, 3, 4	1, 2, 3, 4
Cross-section of connected wires, mm ²	4...25	4...25	4...25

Overall Dimensions

