



SCHRN(V)-P modular plastic empty enclosures, IP41

These empty enclosures are in residential and office rooms. SCHRN(V)-P are intended for installation of modular devices: MCB, RCD, RCBO, timers, lighting control equipment etc.

Stable modern construction, sturdy plastic and convenient fixtures guarantee long service life and operation safety.

Correspond to the requirements EN 62208



Advantages

- Impact-resistant self-extinguishing ABS-plastic.
- Fast and easy mounting – holes for case fastening.
- Convenient mounting – preliminarily stamped lead-ins for joining cables from all directions.
- Universal screws suitable for any driver type.
- Special support for N and PE buses made of self-extinguishing plastic (at 960 °C).
- Widened space between the DIN-rail and back wall of the empty enclosure base.

Technical Features

Mounting	flush, surface
Protection degree	IP41
Protection class	II
Body material	ABS-plastic
Door material	polystyrol
Color	RAL 9016
Number of rows	from 1 to 3
Number of modules	from 4 to 36
Rated voltage, V	400
Rated frequency, Hz	50
Rated current, A	63
Operating temperature, °C	-20...+80
Impact resistance	IK05 (0,7J)

Advantages



Simple cable input through the stamped lead-ins on the side and back empty enclosure panels.



Vertical empty enclosure position provides for convenient mounting and additional air flow.



There is no need to write directly on the breakers. Special marking band is supplied.



Individual packaging not only protects the case from mechanical impact but also informs the consumer on IEK® products advantages.



Special support for N and PE can be easily dismantled and installed both in the upper and lower parts of the box base. This support is made of self-extinguishing material (even at 960 °C).



Full box set ensures easy and fast installation.



Exact leaning and secured wall mounting are ensured by the fastening points with indicated sizes between them.



Universal anodized screw-bolts are corrosion-resistant and suitable for any driver type.

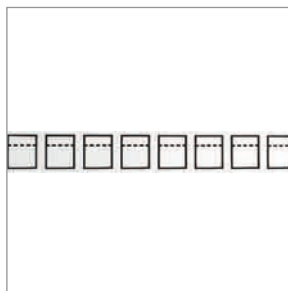
Configuration



DIN-rails



Support with N and PE buses.


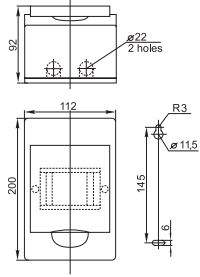

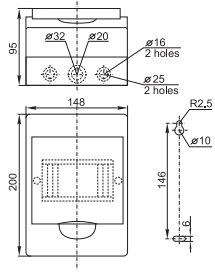

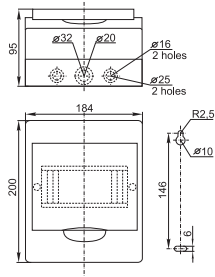

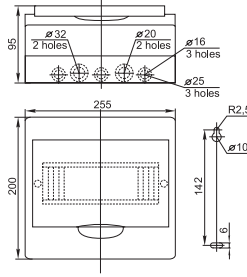

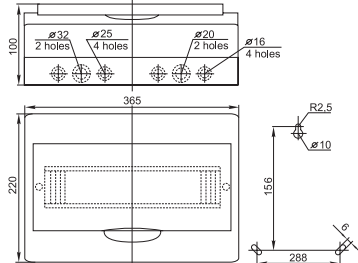


Marking band.



Screw-bolts and plastic dowels.

Range

	Overall and installation dimensions	Name	Package amount	Product ID
		SCHR-N-P-4 surface plastic empty enclosure. Type: 1 row, 4 modules. N/PE bus: 4×10 mm ² - 1 pcs Weight: 0,32 kg	20	MKP12-N-04-40-20
		SCHR-N-P-6 surface plastic empty enclosure. Type: 1 row, 6 modules. N/PE bus: 6×10 mm ² - 1 pcs Weight: 0,43 kg	20	MKP12-N-06-40-20
		SCHR-N-P-8 surface plastic empty enclosure. Type: 1 row, 8 modules. N/PE bus: 8×10 mm ² - 1 pcs Weight: 0,49 kg	20	MKP12-N-08-40-20
		SCHR-N-P-12 surface plastic empty enclosure. Type: 1 row, 12 modules. N and PE buses: 4×10 mm ² - 1 pcs; 8×10 mm ² - 1 pcs Weight: 0,65 kg	10	MKP12-N-12-40-10
		SCHR-N-P-18 surface plastic empty enclosure. Type: 1 row, 18 modules. N and PE buses: 3×10 mm ² - 1 pcs; 8×10 mm ² - 2 pcs Weight: 0,93 kg	10	MKP12-N-18-40-10