



Modular distribution empty enclosures SCHRn and SCHRv, UNIVERSAL series

Distribution empty enclosures SCHRn and SCHRv of UNIVERSAL series are designed for assembling electrical distribution panels using modular equipment, for electric power supply and distribution as well as protecting networks of 230/400 V from short circuit and overcurrents. Correspond to EN 62208



4

Made in Russia

Advantages


- Easy and convenient mounting at the expense of dismountable mounting frame.
- Full package.
- Convenient N and PE bus location.
- and bottom inlets. Cross-functional cable entries.
- Increased space between the rear wall and DIN-rails for easy cabling.
- Empty enclosure sealing option.
- Solid construction.
- Unified model range.
- High electrical safety.
- Stylish ergonomic design.

Technical Features:


Mounting	surface, flush
Metal gauge	0,8 mm
Rated current	up to 125 A
Coating	powder sharkskin, sharkskin, moire
Color	RAL 7032, RAL 7035, RAL 9005, RAL 9016
Protection	surface - IP54, flush – IP31
Equipment type	modular
Cable lead-in	top and bottom

Design Features

SCHRn



SCHRv



- 1 – housing
- 2 – speedbar and plastic elements
- 3 – mounting frame
- 4 – cable entry glands
- 5 – N and PE buses
- 6 – protection cover



Protective speedbar excludes electric shock in the process of ready unit exploitation.



N and PE buses are fixed to the stand holders that are installed into the mounting profile slots with the help of latches. Such bus location provides for more convenient cable lead-in.



IP54 type is provided with foamed PUR sealing.



Flush empty enclosures can host an additional protective perforated housing that facilitates the process mounting the empty enclosure into the bay.



Configuration



Mounting frame



Speedbar and plastic elements



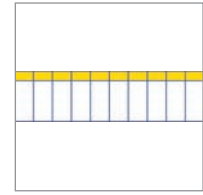
Cable entry gland




N and PE buses



Plug



Marking plate




Electrical safety signs



Grounding and empty enclosure mounting set (for SCHRn)

Color



RAL 7035



RAL 9016



RAL 9005



RAL 7032

Designations

SCHRn-24z-1 74 IP54 UNIVERSAL

- SCHR** – distribution empty enclosure
- n** – surface type
- 24** – number of installed modules: 24, 36, 48, 2×24, 2×36, 2×48
- z** – lock included
- 1** – modification number
- 74** – type, color*, coating surface structure:
 - 74** – PC/sharkskin
- IP54** – protection degree
- UNIVERSAL** – series name

SCHRv-24zn-1 36 IP31 UNIVERSAL

- SCHR** – distribution empty enclosure
- n** – flush
- 24** – number of installed modules: 24, 36, 48, 2×24, 2×36, 2×48
- z** – lock included
- k** – protective housing included
- 1** – modification number
- 36** – type, color*, coating surface structure:
 - 36** – EPR/sharkskin, RAL 7035 (light-grey)
 - 38** – EPR/sharkskin, RAL 9010 (white)
 - 41** – EPR/sharkskin, RAL 9005 (black)
- IP31** – protection degree
- UNIVERSAL** – series name

* Any color of the coating is available.

Range

Flush distribution empty enclosures

	Name	No. of modules	Overall dimensions (H×W×D), mm	Features	Color	Product ID
	SCHRv-24z-1 36 IP31 UNIVERSAL	24	Body: 480×352×138.	Inlets position: top, bottom, rear. Weight: 4,18 kg	RAL7035	MKM12-V-24-31-Z-U
	SCHRv-24z-1 38 IP31 UNIVERSAL	24	Bay: 455×330×135		RAL9010	MKM13-V-24-31-Z-U
	SCHRv-24z-1 41 IP31 UNIVERSAL	24			RAL9005	MKM11-V-24-31-Z-U
	SCHRv-36z-1 36 IP31 UNIVERSAL	36	Body: 605×352×138.	Inlets position: top, bottom, rear. Weight: 4,92 kg	RAL7035	MKM12-V-36-31-Z-U
	SCHRv-36z-1 38 IP31 UNIVERSAL	36	Bay: 580×330×135		RAL9010	MKM13-V-36-31-Z-U
	SCHRv-36z-1 41 IP31 UNIVERSAL	36			RAL9005	MKM11-V-36-31-Z-U
	SCHRv-48z-1 36 IP31 UNIVERSAL	48	Body: 730×352×138.	Inlets position: top, bottom, rear. Weight: 5,86 kg	RAL7035	MKM12-V-48-31-Z-U
	SCHRv-48z-1 38 IP31 UNIVERSAL	48	Bay: 705×330×135		RAL9010	MKM13-V-48-31-Z-U
	SCHRv-48z-1 41 IP31 UNIVERSAL	48			RAL9005	MKM11-V-48-31-Z-U
	SCHRv-2x24z-1 36 IP31 UNIVERSAL	48	Body: 480×662×138.	Inlets position: top, bottom, rear. Weight: 7,83 kg	RAL7035	MKM12-V-2x24-31-Z-U
	SCHRv-2x24z-1 38 IP31 UNIVERSAL	48	Bay: 455×640×135		RAL9010	MKM13-V-2x24-31-Z-U
	SCHRv-2x24z-1 41 IP31 UNIVERSAL	48			RAL9005	MKM11-V-2x24-31-Z-U
	SCHRv-2x36z-1 36 IP31 UNIVERSAL	72	Body: 605×662×138.	Inlets position: top, bottom, rear. Weight: 9,22 kg	RAL7035	MKM12-V-2x36-31-Z-U
	SCHRv-2x36z-1 38 IP31 UNIVERSAL	72	Bay: 580×640×135		RAL9010	MKM13-V-2x36-31-Z-U
	SCHRv-2x36z-1 41 IP31 UNIVERSAL	72			RAL9005	MKM11-V-2x36-31-Z-U
	SCHRv-2x48z-1 36 IP31 UNIVERSAL	96	Body: 730×662×138.	Inlets position: top, bottom, rear. Weight: 11,04 kg	RAL7035	MKM12-V-2x48-31-Z-U
	SCHRv-2x48z-1 38 IP31 UNIVERSAL	96	Bay: 705×640×135		RAL9010	MKM13-V-2x48-31-Z-U
	SCHRv-2x48z-1 41 IP31 UNIVERSAL	96			RAL9005	MKM11-V-2x48-31-Z-U