
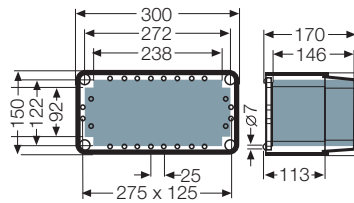


Technical details  
Dimensions in mm

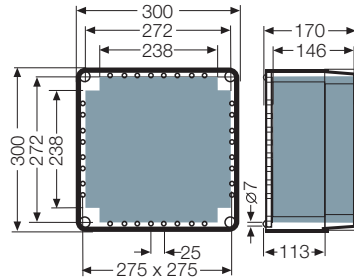
Dimensions of the interior installation depth with installed mounting plates.

The width of Mi Empty boxes Mi 9... enlarges about 15 mm because of the laterally mounted lid hinges, refer to product pages.

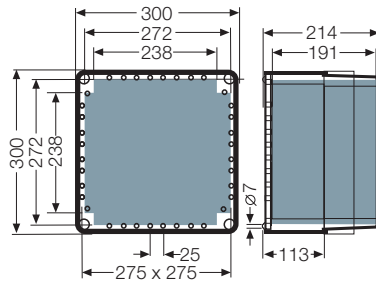
 = usable installation space with mounted cable glands



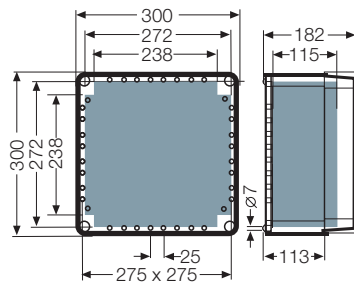
Mi 0100  
Mi 0101  
Mi 9100  
Mi 9101



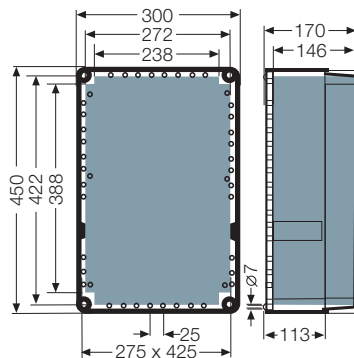
Mi 0200  
Mi 0201  
Mi 9200  
Mi 9201



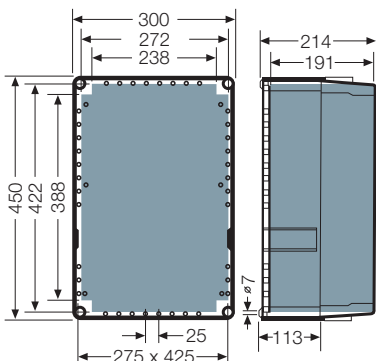
Mi 0210  
Mi 0211  
Mi 9210  
Mi 9211



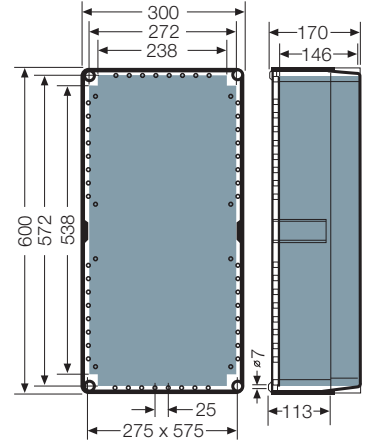
Mi 0220  
Mi 0221



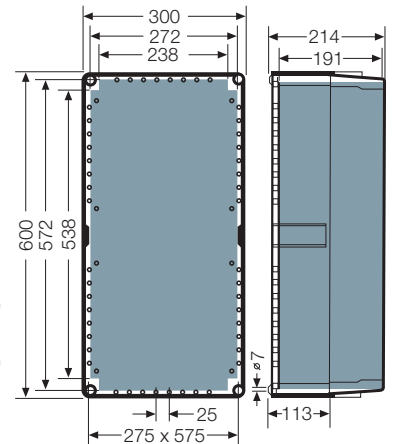
Mi 0300  
Mi 0301  
Mi 9310  
Mi 9311



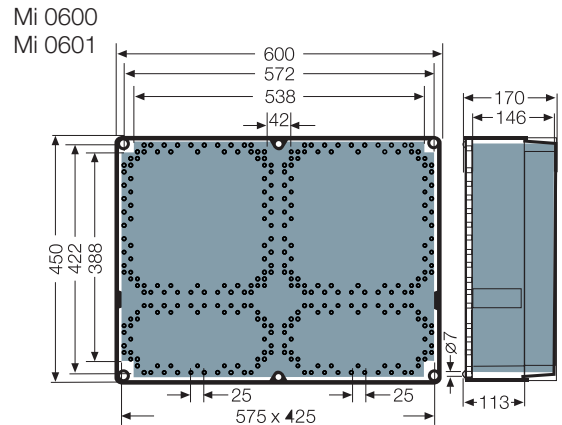
Mi 0310  
Mi 0311  
Mi 9310  
Mi 9311



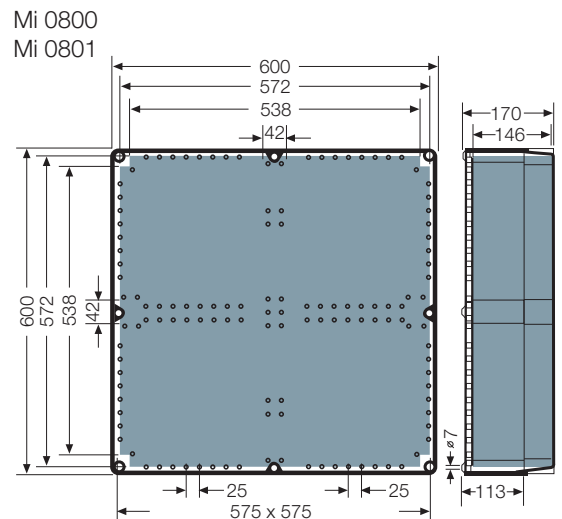
Mi 0400  
Mi 0401  
Mi 9400  
Mi 9401



Mi 0410  
Mi 0411  
Mi 9410  
Mi 9411



Mi 0600  
Mi 0601

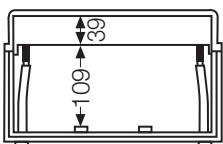


Mi 0800  
Mi 0801

Installation of equipment in protection plates:

Pre-drill the sections at the corners, then saw away the section from the protection plate by using a piercing saw at middle to low cutting speed.

Use coarse toothed saw blades for plastics (e.g. Bosch T 101 B).



**Empty enclosures**  
transparent or opaque lids

**Empty enclosures**  
hinged transparent or opaque lids



**Mi 0100**  
built-in dimensions  
275x125x146 mm



**Mi 0101**  
built-in dimensions  
275x125x146 mm



**Mi 0200**  
built-in dimensions  
275x275x146 mm



**Mi 0201**  
built-in dimensions  
275x275x146 mm



**Mi 0210**  
built-in dimensions  
275x275x191 mm



**Mi 0211**  
built-in dimensions  
275x275x191 mm



**Mi 0220**  
built-in dimensions  
275x275x115 mm  
hinged lid



**Mi 0221**  
built-in dimensions  
275x275x115 mm  
hinged lid



**Mi 0300**  
built-in dimensions  
275x425x146 mm



**Mi 0301**  
built-in dimensions  
275x425x146 mm



**Mi 0310**  
built-in dimensions  
275x425x191 mm



**Mi 0311**  
built-in dimensions  
275x425x191 mm



**Mi 0400**  
built-in dimensions  
275x575x146 mm



**Mi 0401**  
built-in dimensions  
275x575x146 mm



**Mi 0410**  
built-in dimensions  
275x575x191 mm



**Mi 0411**  
built-in dimensions  
275x575x191 mm



**Mi 0600**  
built-in dimensions  
575x425x146 mm



**Mi 0601**  
built-in dimensions  
575x425x146 mm



**Mi 0800**  
built-in dimensions  
575x575x146 mm



**Mi 0801**  
built-in dimensions  
575x575x146 mm



**Mi 9100**  
built-in dimensions  
122x272x146 mm,  
hinged lid



**Mi 9101**  
built-in dimensions  
122x272x146 mm,  
hinged lid



**Mi 9200**  
built-in dimensions  
275x275x146 mm,  
hinged lid



**Mi 9201**  
built-in dimensions  
275x275x146 mm,  
hinged lid



**Mi 9210**  
built-in dimensions  
275x275x191 mm,  
hinged lid



**Mi 9211**  
built-in dimensions  
275x275x191 mm,  
hinged lid



**Mi 9300**  
built-in dimensions  
275x425x146 mm,  
hinged lid



**Mi 9301**  
built-in dimensions  
275x425x146 mm,  
hinged lid



**Mi 9310**  
built-in dimensions  
275x425x191 mm,  
hinged lid



**Mi 9311**  
built-in dimensions  
275x425x191 mm,  
hinged lid



**Mi 9400**  
built-in dimensions  
275x575x146 mm,  
hinged lid



**Mi 9401**  
built-in dimensions  
275x575x146 mm,  
hinged lid



**Mi 9410**  
built-in dimensions  
275x575x191 mm,  
hinged lid



**Mi 9411**  
built-in dimensions  
275x575x191 mm,  
hinged lid

Empty boxes for the installation of different electrical devices either directly over attachments in the base of the enclosures or on DIN rails or mounting plates.

Empty boxes with hinged lids applicable as single empty box for the installation of device via DIN rails or mounting plates. The lid keeps permanently connected to the box. Built-in devices can be easily operated and for example measurements conveniently carried out with both hands.

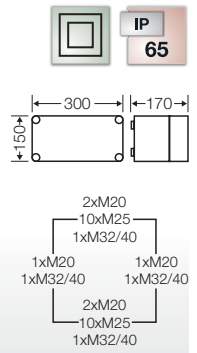
**Mi Distribution Boards**  
Empty boxes with transparent lid



**Mi 0100**

**Built-in dimensions W 275 x H 125 x D 150 mm**

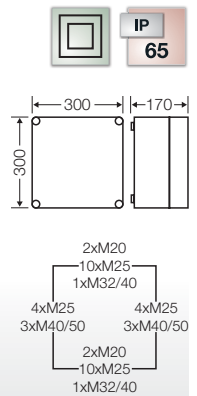
- max. installation depth with built-in mounting plate 146 mm, with built-in DIN rail 135 mm
- box size 1
- please order DIN rails, mounting plates or covers additionally
- with transparent lid
- lid fasteners for tool operation



**Mi 0200**

**Built-in dimensions W 275 x H 275 x D 150 mm**

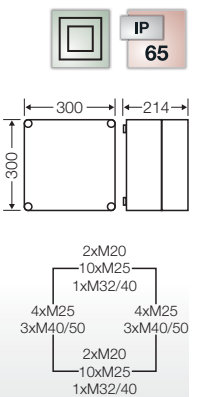
- max. installation depth with built-in mounting plate 146 mm, with built-in DIN rail 135 mm
- box size 2
- please order DIN rails, mounting plates or covers additionally
- with transparent lid
- lid fasteners for tool operation



**Mi 0210**

**Built-in dimensions W 275 x H 275 x D 195 mm**

- max. installation depth with built-in mounting plate 191 mm, with built-in DIN rail 180 mm
- box size 2
- please order DIN rails, mounting plates or covers additionally
- with transparent lid
- lid fasteners for tool operation



Please note:



Terminals for incoming/outgoing cables under accessories



Covers for protection of installation device, see accessories