


Terminals BB


Customized terminal solutions

Up to
35 mm²

Horizontal and
vertical mounting



The BB-series of terminals are made for customers who prefer flexibility of connections within their projects. The terminal bars can be cut to size and mounted using the special terminal holders. The conductive part of the terminals is made of brass, the connecting parts are made of Zn galvanized steel. The terminal bars are available in different sizes, for cross-sections of up to 35 mm², covering even the more demanding projects.



Order code	Type	Number of connections	Conductor cross section Cu (mm ²)	Nominal current (A)	Dimensions (mm) W / H / L	Weight (g)	Compatible with	Package (pcs)
MAD0007E21	BB7	7	1,5 - 16	63	6,5 / 9 / 47	22	BB0, BB1	100
MAD0009E21	BB9	9	1,5 - 16	63	6,5 / 9 / 61	28	BB0, BB1	70
MAD0014E21	BB14	14	1,5 - 16	63	6,5 / 9 / 94	42	BB0, BB1	50
MAD0024E21	BB24	24	1,5 - 16	63	6,5 / 9 / 160	72	BB0, BB1	30
MAD0032E21	BB32	32	1,5 - 16	63	6,5 / 9 / 213	96	BB0, BB1	20
MAD0042E21	BB42	42	1,5 - 16	63	6,5 / 9 / 279	123	BB0, BB1	20
MAD0052E21	BB52	52	1,5 - 16	63	6,5 / 9 / 345	152	BB0, BB1	20
MAD0147E21	BB147	147	1,5 - 16	63	6,5 / 9 / 972	436	BB0, BB1	30
MAD0142E16	BB142-8	142	1,5 - 16	63	8 / 8 / 1000	483	BB0	25
MAD0142E21	BB142-10	142	1,5 - 16	63	8 / 10 / 1000	553	BB0	25
MAD0111E21	BB111	111	1,5 - 25	100	10 / 10 / 998	625	BB3	25
MAD0083E21	BB83	83	1,5 - 35	160	10 / 15 / 995	1088	BB4	15

Terminals MPIN

MPIN terminals for residual current devices are a simple way to add additional connection points to RCD's neutral output without needing a separate neutral bar in the switchboard, saving the

much-needed space in the enclosure. The MPIN terminals come in 2 models, allowing the connection of 3x16 mm² or 6x16 mm² conductors to a single terminal.




MPIN 3



MPIN 6

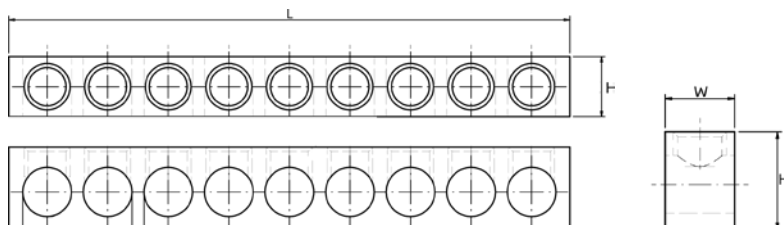
	MAD3016E21	MAD6016E21
--	------------	------------

Technical data		
Conductor cross section Cu (mm ²)	1,5–16	1,5–16
Nominal voltage (V)	690	690
Nominal current (A)	63	63
The number of connection points	3x16	6x16
Width / Height / Length (mm)	8 / 16 / 35	16 / 16 / 33
Tightening torque (Nm)	2,5	2,5
Weight (g)	10	18
Package (pcs)	200	100



Dimensions

Terminals BB



Terminals MPIN

