

Universal terminals OTL are designed for copper and aluminium conductors. The terminals are suitable for all types of copper or aluminium conductors with cross-section up to 240 mm². Multiple copper wires can be placed to the universal terminals OTL blocks according to the respective terminal type (see Table of universal terminals OTL wiring connectivity on page 9). IP protection class for OTL terminals is IP20.



Certification and product safety

Universal terminals OTL are tested and certified by following standards:

EN 60947-7-1:2009 „Low-voltage switchgear and control gear - Part 7-1: Ancillary equipment - Terminal blocks for copper conductors“

EN 61238-1:2003 „Compression and mechanical connectors for power cables for rated voltages up to 30 kV (Um = 36 kV) - Part 1: Test methods and requirements“

All connectors used inside switchgears or similar appliances must fulfil these requirements.

EN 61238-1:2003 for copper and aluminium cables are divided into two classes.

Class A (heat cycle and **short-circuit tested**) - These are connectors intended for electricity distribution or industrial networks in which they can be subjected to short-circuits of relatively high intensity and duration. Therefore, Class A connectors are suitable for most applications.

Class B (heat cycle tests only, **not short-circuit tested**) - These are connectors for networks in which overloads or short-circuits are rapidly cleared by the installed protective devices, e.g. **fast-acting fuses**.

Universal terminals OTL are tested and certified class A connectors.

For choosing safe and reliable connector, always make sure that the terminal is equipped with CE and Class A markings with the symbol of certifying institute, for example FI-mark.



OTL 50-3



OTL 95-3



OTL 150-3



OTL 300-3

Grey		MAA3050A10	MAA3095A10	MAA3150A10	MAA3300A10
Blue		MAA3050B10	MAA3095B10	MAA3150B10	MAA3300B10
Yellow-green		MAA3050Y10	MAA3095Y10	MAA3150Y10	MAA3300Y10

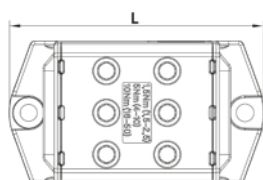
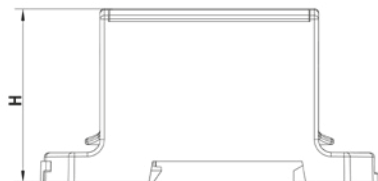
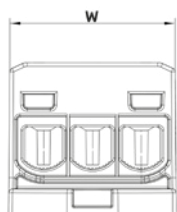
Technical data

Conductor cross-section Cu, Al (mm ²)	1.5 - 50	6 - 95	25 - 150	95 - 300
Nominal voltage AC / DC (V)	1000	1000	1000	1000
Nominal current (A)	160 (Cu) / 145 (Al)	245 (Cu) / 220 (Al)	320 (Cu) / 290 (Al)	630 (Cu) / 630 (Al)
Width / Height / Length (mm)	46 / 41 / 80	59 / 51 / 84	71 / 54 / 84	101 / 78 / 120
Screw, hexagonal key	No. 5	No. 6	No. 6	No. 8
Tightening torque (Nm)	1,5 Nm (1,5 - 2,5 mm ²) 5 Nm (4 - 10 mm ²) 10 Nm (16 - 50 mm ²)	12 Nm (6 - 25 mm ²) 22 Nm (35 - 95 mm ²) -	14 Nm (25 - 50 mm ²) 30 Nm (70 - 150 mm ²) -	35 Nm (95 - 150 mm ²) 45 Nm (180 - 300 mm ²) -
Mounting	DIN rail, screw	DIN rail, screw	DIN rail, screw	DIN rail, screw
Weight (g)	109	178	246	730
Package (pcs)	20	6	6	1

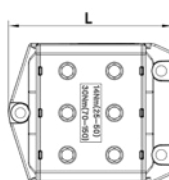
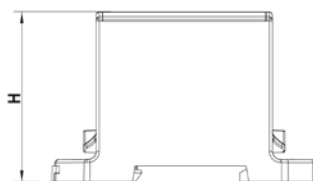
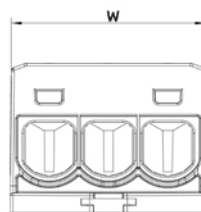
* 630A achievable by connecting multiple input cables.

Dimensions

OTL 50-3



OTL 95-3



OTL 150-3

