

### KV small-type distribution boards

#### Circuit breaker box

#### Cable entry via integrated elastic membranes

- Compact user friendly solution, optically optimized by cable entry cover
- Integrated compartment for accessories - everything has its proper place
- DIN-rails with stopper for proper position of installation device
- Screws made of stainless steel V2A
- FIXCONNECT® plug-in terminal technology for PE and N
- Connection for copper conductors
- KV Small-type distribution boards with up to four disconnectable N-potentials in one bar enable the installation of RCDs without additional efforts or accessories
- 12 to 54 modules: attached blanking strips for DIN rail equipment openings
- 3 to 9 modules: protective cover can be cut out
- Material: polystyrene
- Burning behaviour: glow wire test in accordance with IEC 60695-2-11: 750 °C, flame-retardant, self-extinguishing
- Colour: grey, RAL 7035

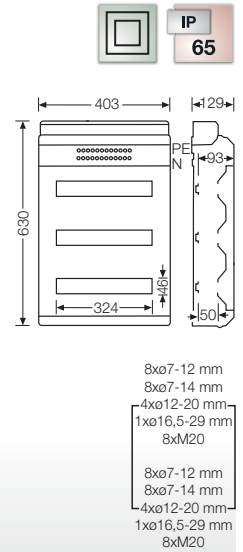
**KV small-type distribution boards**  
**Circuit breaker boxes**  
**Cable entry via integrated elastic membranes**



**KV 9354**  
**54 modules: 3 x 18 x 18 mm**

- 3-row
- per PE/N number x cross section 8 x 25 mm<sup>2</sup>, 32 x 4 mm<sup>2</sup> Cu, FIXCONNECT® terminal technology, for terminal technology refer to technical data
- N separable, up to 4 different potentials
- for the installation of DIN rail equipment, top hat profile 35 mm
- with transparent door
- for door locking device and sealing device refer to accessories
- with cable entry cover
- with blanking strips for unused DIN rail openings
- cable entry via integrated elastic membranes


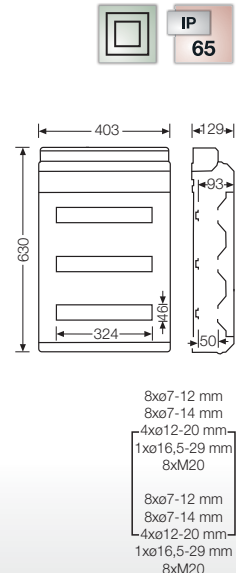
rated insulation voltage	$U_i = 400 \text{ V a.c.}$
power dissipation capability	$P_{de} = 50 \text{ watts}$ according to EN 60670-24



**KV 8354**  
**54 modules: 3 x 18 x 18 mm**  
**without PE and N terminal**

- 3-row
- order PE/N terminals separately
- for the installation of DIN rail equipment, top hat profile 35 mm
- with transparent door
- for door locking device and sealing device refer to accessories
- with cable entry cover
- with blanking strips for unused DIN rail openings
- cable entry via integrated elastic membranes

rated insulation voltage	$U_i = 400 \text{ V a.c.}$
power dissipation capability	$P_{de} = 50 \text{ watts}$ according to EN 60670-24



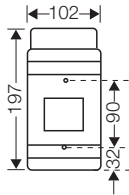
Variable installation depth by mounting DIN-rails in different levels



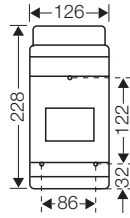
Included blanking strips

Wall mounting for screws up to 4.5 mm diameter.

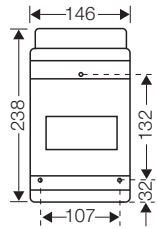
Circuit breaker boxes  
3 modules



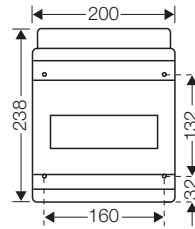
Circuit breaker boxes  
4.5 modules



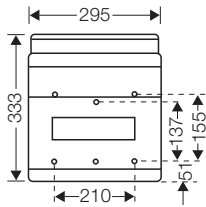
Circuit breaker boxes  
6 modules



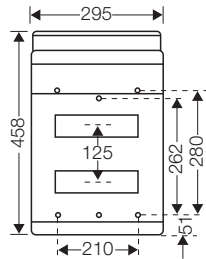
Circuit breaker boxes  
9 modules



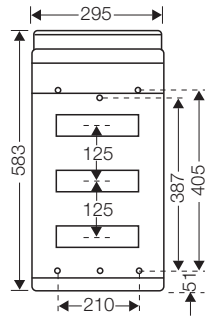
Circuit breaker boxes  
12 modules



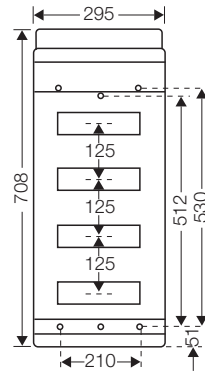
Circuit breaker boxes  
2 x 12 modules



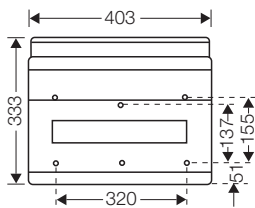
Circuit breaker boxes  
3 x 12 modules



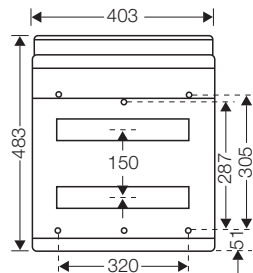
Circuit breaker boxes  
4 x 12 modules



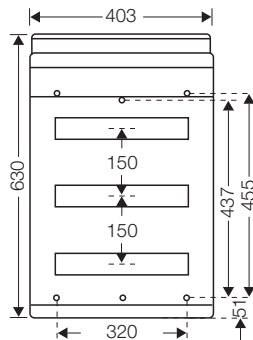
Circuit breaker boxes  
1 x 18 modules



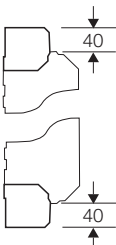
Circuit breaker boxes  
2 x 18 modules



Circuit breaker boxes  
3 x 18 modules



By turning the rail by 180°, the assembly depth under the protection cover can be increased to 59 mm. No additional components are required.



Cable entry cover for KV Circuit breaker boxes IP 54 and IP 65 with 12-54 modules mounted on top and the bottom.