

KV small-type distribution boards

Circuit breaker box

Cable entry via integrated elastic membranes

- Compact user friendly solution, optically optimized by cable entry cover
- Integrated compartment for accessories - everything has its proper place
- DIN-rails with stopper for proper position of installation device
- Screws made of stainless steel V2A
- FIXCONNECT® plug-in terminal technology for PE and N
- Connection for copper conductors
- KV Small-type distribution boards with up to four disconnectable N-potentials in one bar enable the installation of RCDs without additional efforts or accessories
- 12 to 54 modules: attached blanking strips for DIN rail equipment openings
- 3 to 9 modules: protective cover can be cut out
- Material: polystyrene
- Burning behaviour: glow wire test in accordance with IEC 60695-2-11: 750 °C, flame-retardant, self-extinguishing
- Colour: grey, RAL 7035

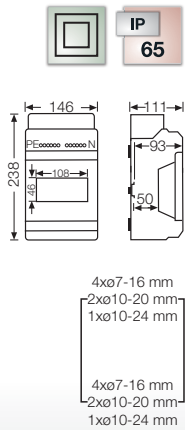
KV small-type distribution boards
Circuit breaker boxes
Cable entry via integrated elastic membranes



KV 9106
6 modules: 1 x 6 x 18 mm

- 1-row
- per PE/N number x cross section 2 x 25 mm², 4 x 4 mm² Cu, FIXCONNECT® terminal technology, for terminal technology refer to technical data
- for the installation of DIN rail equipment, top hat profile 35 mm
- with transparent lid, sealable
- locking device for hinged lid and sealing facility see accessories
- with cable entry cover
- protective cover can be cut out
- cable entry via integrated elastic membranes

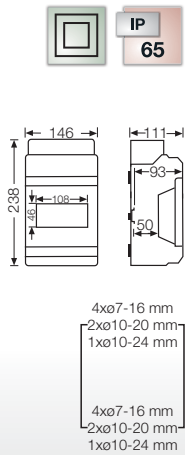
rated insulation voltage	$U_i = 400 \text{ V a.c.}$
power dissipation capability	$P_{de} = 13 \text{ watts}$ according to EN 60670-24



KV 8106
6 modules: 1 x 6 x 18 mm
without PE and N terminal

- 1-row
- order PE/N terminals separately
- for the installation of DIN rail equipment, top hat profile 35 mm
- with transparent lid, sealable
- locking device for hinged lid and sealing facility see accessories
- with cable entry cover
- protective cover can be cut out
- cable entry via integrated elastic membranes

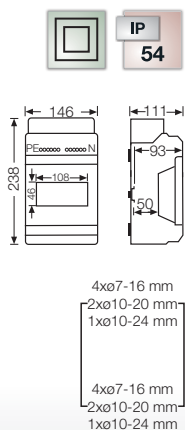
rated insulation voltage	$U_i = 400 \text{ V a.c.}$
power dissipation capability	$P_{de} = 13 \text{ watts}$ according to EN 60670-24



KV 1506
6 modules: 1 x 6 x 18 mm

- 1-row
- per PE/N number x cross section 2 x 25 mm², 4 x 4 mm² Cu, FIXCONNECT® terminal technology, for terminal technology refer to technical data
- for the installation of DIN rail equipment, top hat profile 35 mm
- with transparent lid, sealable
- locking device for hinged lid and sealing facility see accessories
- with cable entry cover
- protective cover can be cut out
- cable entry via integrated elastic membranes

rated insulation voltage	$U_i = 400 \text{ V a.c.}$
power dissipation capability	$P_{de} = 13 \text{ watts}$ according to EN 60670-24



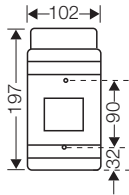
3 to 9 modules: protective cover can be cut out



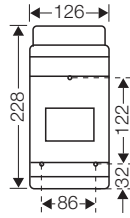
British Standard installation with earthed armored cables

Wall mounting for screws up to 4.5 mm diameter.

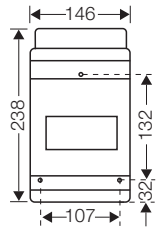
Circuit breaker boxes
3 modules



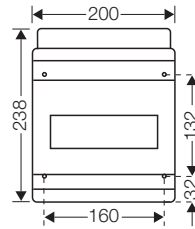
Circuit breaker boxes
4.5 modules



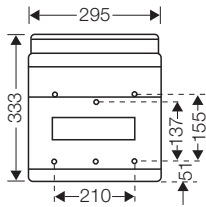
Circuit breaker boxes
6 modules



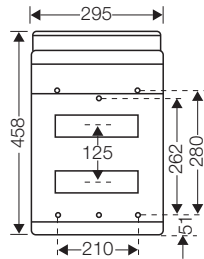
Circuit breaker boxes
9 modules



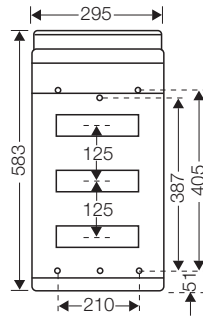
Circuit breaker boxes
12 modules



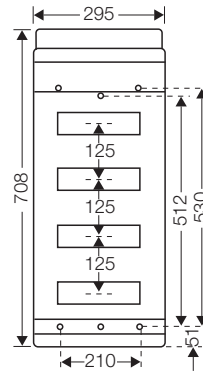
Circuit breaker boxes
2 x 12 modules



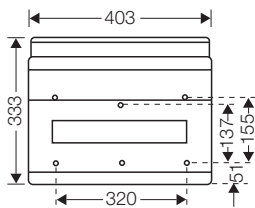
Circuit breaker boxes
3 x 12 modules



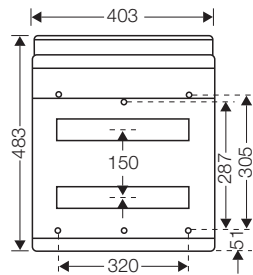
Circuit breaker boxes
4 x 12 modules



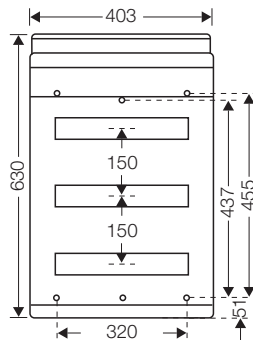
Circuit breaker boxes
1 x 18 modules



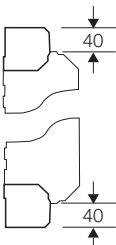
Circuit breaker boxes
2 x 18 modules



Circuit breaker boxes
3 x 18 modules



By turning the rail by 180°, the assembly depth under the protection cover can be increased to 59 mm. No additional components are required.



Cable entry cover for KV Circuit breaker boxes IP 54 and IP 65 with 12-54 modules mounted on top and the bottom.