

# Siguranțe pentru curenți mari KMH

230/400 V AC	x10.000	x4.000	<b>IP 20</b>	35x7.5	[mm <sup>2</sup> ] 16-35	<b>Ta</b> -25..+55°C	<b>U<sub>i</sub></b> 500 V	<b>V0</b> UL94		<b>I<sub>2t</sub></b> 3	<b>I<sub>cn</sub></b> EN 60898 6 kA	
-----------------	---------	--------	--------------	--------	-----------------------------	-------------------------	-------------------------------	-------------------	--	----------------------------	---	--

TRACON		<b>I<sub>n</sub></b> (A)
	<b>KMH-163</b>	63
	<b>KMH-180</b>	80
	<b>KMH-1100</b>	100
	<b>KMH-1125</b>	125

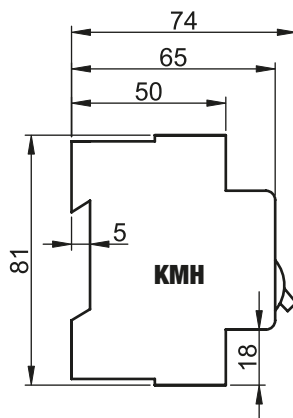
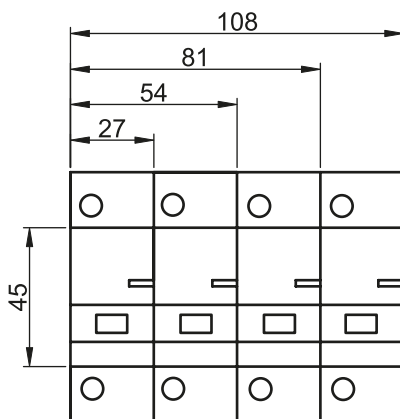
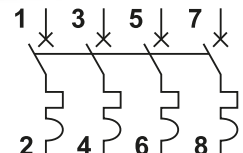
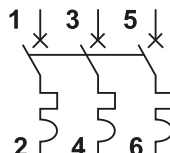
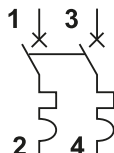
TRACON		<b>I<sub>n</sub></b> (A)
	<b>KMH-363</b>	63
	<b>KMH-380</b>	80
	<b>KMH-3100</b>	100
	<b>KMH-3125</b>	125

TRACON		<b>I<sub>n</sub></b> (A)
	<b>KMH-263</b>	63
	<b>KMH-280</b>	80
	<b>KMH-2100</b>	100
	<b>KMH-2125</b>	125

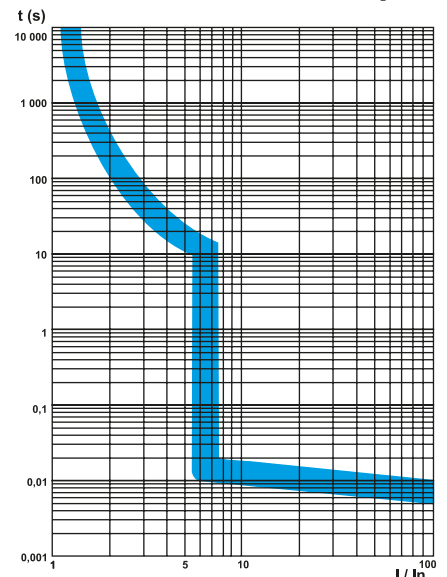
TRACON		<b>I<sub>n</sub></b> (A)
	<b>KMH-463</b>	63
	<b>KMH-480</b>	80
	<b>KMH-4100</b>	100
	<b>KMH-4125</b>	125

TRACON		<b>I<sub>n</sub></b> (A)
	<b>KMH-263</b>	63
	<b>KMH-280</b>	80
	<b>KMH-2100</b>	100
	<b>KMH-2125</b>	125

TRACON		<b>I<sub>n</sub></b> (A)
	<b>KMH-463</b>	63
	<b>KMH-480</b>	80
	<b>KMH-4100</b>	100
	<b>KMH-4125</b>	125



Curbă caracteristică de decuplare



**Legendă pictograme F/0**

**RELEVANT STANDARD EN 60898**