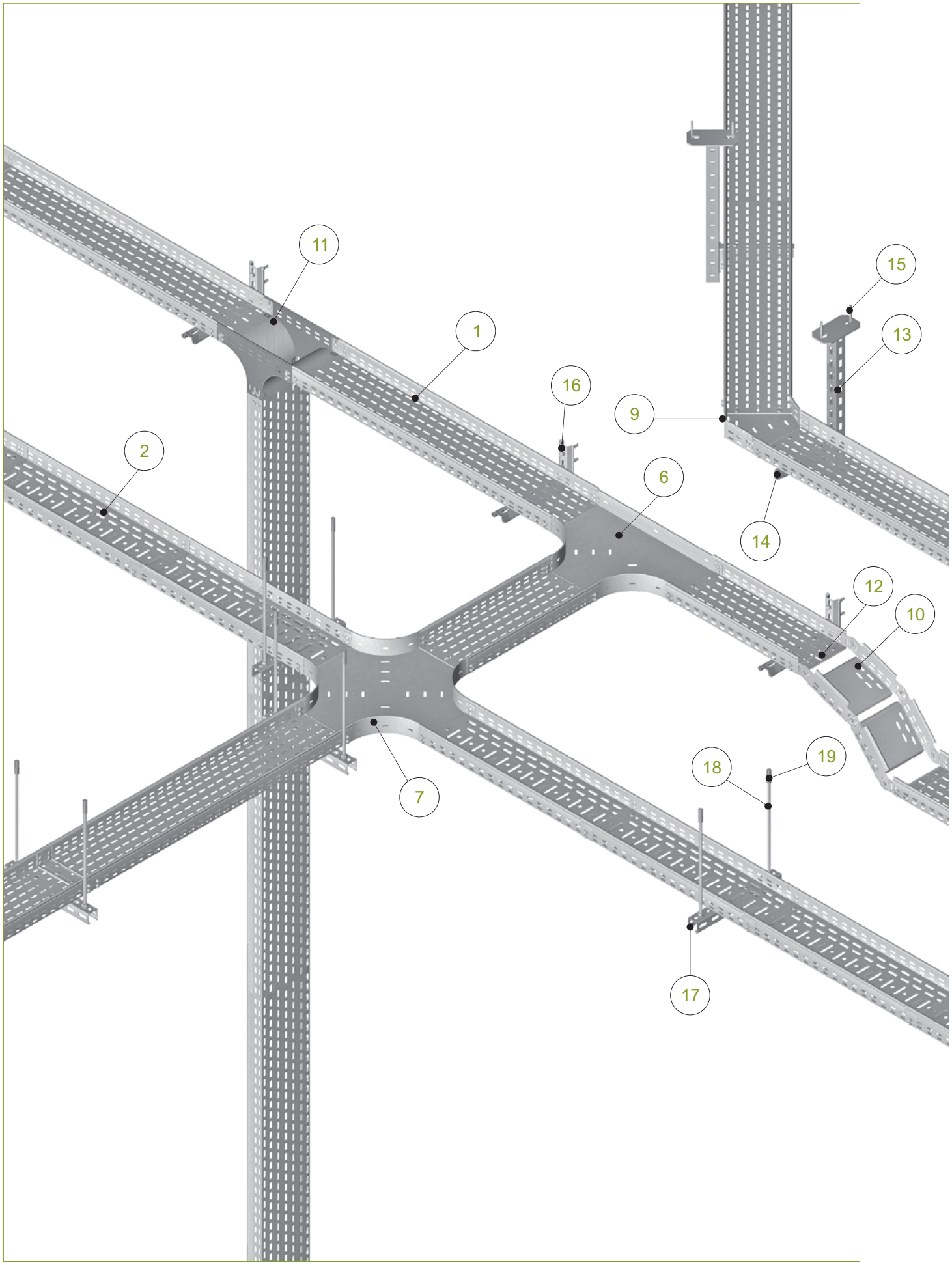
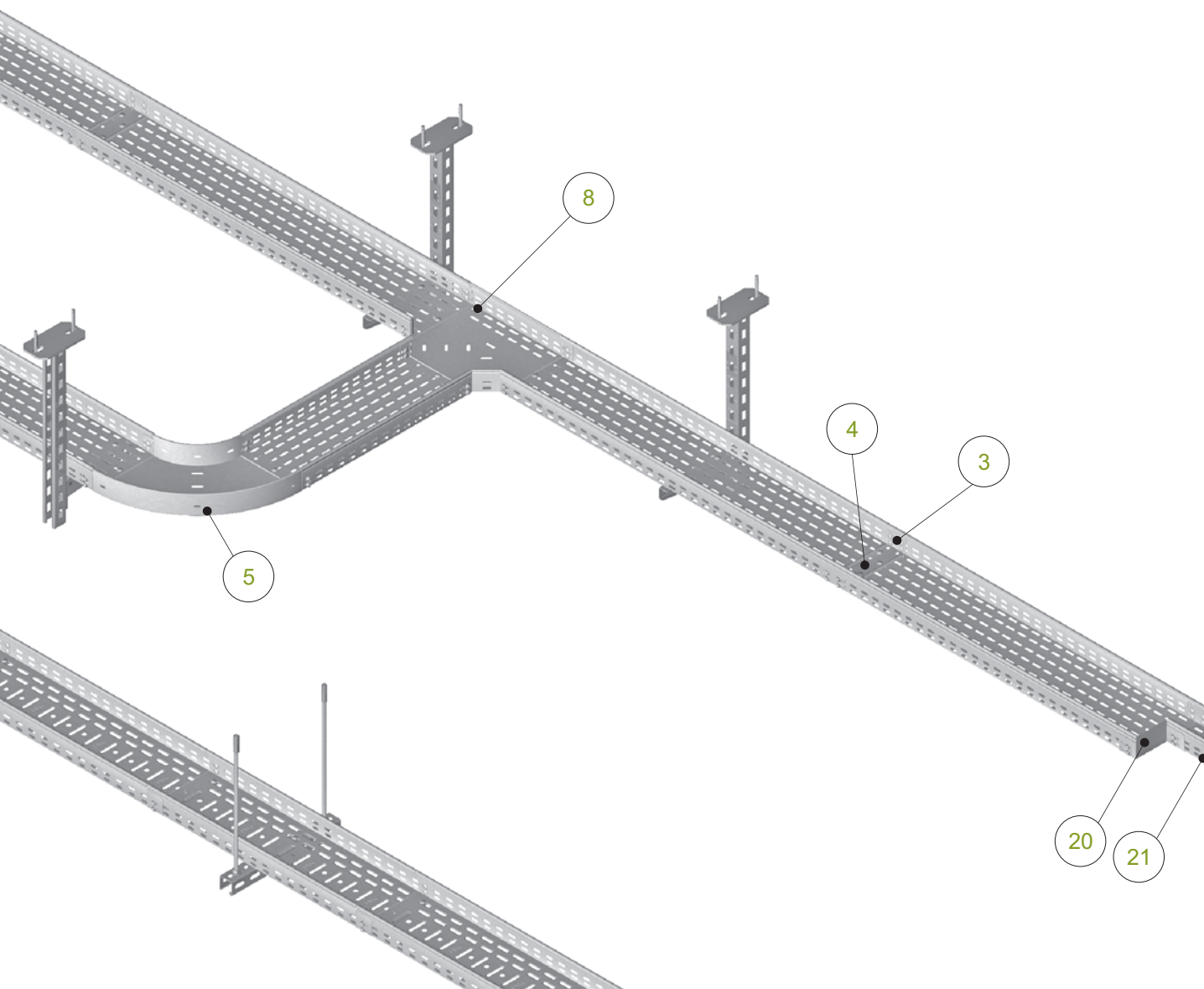


Cable Trays - System of Side Heights H30-H110





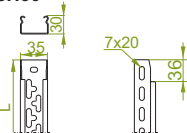
1. Cable Tray KCJ/KCOJ200H60	I-68
2. Cable Tray KGJ/KGOJ200H60	I-67
3. Straight Connector LPMLH60	I-71
4. Joint Protection Plate BL/BLO200	I-150
5. Horizontal Bend KKPJ200H60	I-73
6. Horizontal Tee TKPJ200H60	I-77
7. Horizontal Cross-over CZKPJ200H60	I-79
8. Horizontal Tee TKJ200H60	I-76
9. Horizontal Bend 45° KKMJ200H60	I-74
10. Adjustable Vertical Bend LLJ200H60	I-86
11. Vertical Tee - Crosswise TRSJ200H60	I-88
12. Edge Protection Plate BZK/BZKO200	I-148
13. Ceiling Bracket WPCW/WPCO	XII-16
14. Bracket WMC/WMCO200	XI-6
15. Anchor Bolt PSRM10x90	X-14
16. Bracket WFL/WFLO200	XI-2
17. Support Channel CWP/CWOP40H40	IX-12
18. Threaded Rod PGM8	X-3
19. Drop-In Anchor TRSM8	X-3
20. Angle Reducer RKJ100H60	I-80
21. Cable Tray KCJ/KCOJ100H60	I-68






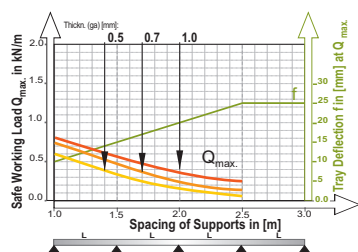
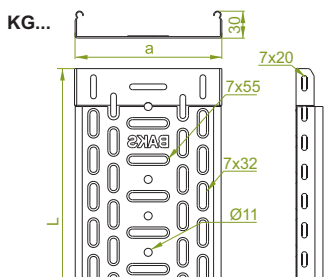
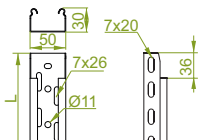
Cable Tray

KG.../KP...35H30



The smallest size of all cable trays from BAKS, ideal for distributing small gauge wires feeding small electrical appliances. Connecting tray sections through sliding them one into another and screwing up. This eliminates the need to apply connectors. Universal perforation in the bottom tray for direct attachment to walls and will suit all types of cantilever brackets from BAKS

KG.../KP...50H30



Widths	Usable Cross-Section
35	8.5 cm ²
50	13 cm ²
100	28 cm ²
150	43 cm ²
200	58 cm ²
300	88 cm ²

APPLICATIONS
Cable routing

KGR...H30

± 0.5 mm

CODE	Widths a mm	Length L mm	kg 1 m	Catalogue No.	Qty/m
KGR35H30/2	35	2000	0.42	130103	20/40
KGR35H30/3	35	3000	0.42	130203	20/60
KGR50H30/2	50	2000	0.48	130105	20/40
KGR50H30/3	50	3000	0.48	130205	20/60
KGR100H30/2	100	2000	0.67	130917	12/24
KGR100H30/3	100	3000	0.67	130916	12/36
KGR150H30/2	150	2000	0.85	131017	8/16
KGR150H30/3	150	3000	0.85	131016	8/24
KGR200H30/2	200	2000	1.04	131117	6/12
KGR200H30/3	200	3000	1.04	131116	6/18
KGR300H30/2	300	2000	1.40	131217	6/12
KGR300H30/3	300	3000	1.40	131216	6/18



KGL...H30

± 0.7 mm

CODE	Widths a mm	Length L mm	kg 1 m	Catalogue No.	Qty/m
KGL35H30/2	35	2000	0.57	130303	20/40
KGL35H30/3	35	3000	0.57	130403	20/60
KGL50H30/2	50	2000	0.65	130305	20/40
KGL50H30/3	50	3000	0.65	130405	20/60
KGL100H30/2	100	2000	0.90	130117	12/24
KGL100H30/3	100	3000	0.90	130116	12/36
KGL150H30/2	150	2000	1.06	130217	8/16
KGL150H30/3	150	3000	1.06	130216	8/24
KGL200H30/2	200	2000	1.39	130317	6/12
KGL200H30/3	200	3000	1.39	130316	6/18
KGL300H30/2	300	2000	1.89	130417	6/12
KGL300H30/3	300	3000	1.89	130416	6/18

KGJ...H30

± 1.0 mm

CODE	Widths a mm	Length L mm	kg 1 m	Catalogue No.	Qty/m
KGJ35H30/2	35	2000	0.76	130503	20/40 *
KGJ35H30/3	35	3000	0.76	130603	20/60
KGJ50H30/2	50	2000	0.86	130505	20/40 *
KGJ50H30/3	50	3000	0.86	130605	20/60
KGJ100H30/2	100	2000	1.19	130517	12/24 *
KGJ100H30/3	100	3000	1.19	130516	12/36
KGJ150H30/2	150	2000	1.53	130617	8/16 *
KGJ150H30/3	150	3000	1.53	130616	8/24
KGJ200H30/2	200	2000	1.86	130717	6/12 *
KGJ200H30/3	200	3000	1.86	130716	6/18
KGJ300H30/2	300	3000	2.52	130817	6/12 *
KGJ300H30/3	300	3000	2.52	130816	6/18

* - available on request in qty over 300 m

MATERIAL

Steel, strip-galv. acc. to the Sendzimir method PN-EN 10346:2015-09 (SG)
Available finishes:

F - steel, hot-dip galv.to
PN-EN ISO 1461:2011 (HDG) only for :
- KGL... of width 50-200 mm
- KGJ...

L - powder coating in a full range of colours (PC) (info p. 4)

Possibility of joining cable tray sections together through sliding one into another and connector-free assembly. For the assembly use Screw Sets SGKM6x10 or SGM6x10.

Information on Covers for Cable Trays and on Covers for Fittings are available on pages: 153-162

Thickn. (ga) ≠ [mm]: **0.5 0.7 1.0 1.2 1.5 2.0**