

Reference table	
Present types	New types
KF 9025	<b>KF 0202 G</b> <b>KF 0402 G</b>
KF 9045	<b>KF 0404 G</b> <b>KF 0604 G</b>
KF 9065	<b>KF 0606 G</b> <b>KF 1006 G</b>
KF 9105	<b>KF 1010 G</b> <b>KF 1610 G</b>
---	<b>KF 1616 G</b>
KF 9255	<b>KF 2525 G</b>
KF 9355	<b>KF 3535 G</b>
KF 9505	<b>KF 5050 G</b>
KF 9020	<b>KF 0200 G</b>
KF 9040	<b>KF 0400 G</b>
KF 9060	<b>KF 0600 G</b>
KF 9100	<b>KF 1000 G</b>
---	<b>KF 1600 G</b>
KF 9250	<b>KF 2500 G</b>
KF 9350	<b>KF 3500 G</b>
KF 9500	<b>KF 5000 G</b>
K 9350	<b>DK 3500 G</b>
K 9500	<b>DK 5000 G</b>

Reference table	
Present types	New types
KF 5025	<b>KF 0202 B</b>
KD 5025	<b>KF 0402 B</b>
KF 5045	<b>KF 0404 B</b>
KD 5045	<b>KF 0604 B</b>
KF 5065	<b>KF 0606 B</b>
KD 5065	<b>KF 1006 B</b>
KF 5105	<b>KF 1010 B</b>
KD 5105	<b>KF 1610 B</b>
---	<b>KF 1616 B</b>
KF 5255	<b>KF 2525 B</b>
KD 5255	<b>KF 2525 B</b>
KF 5355	<b>KF 3535 B</b>
KD 5355	<b>KF 3535 B</b>
KF 5505	<b>KF 5050 B</b>
KF 5020	<b>KF 0200 B</b>
KD 5020	<b>KF 0200 B</b>
KF 5040	<b>KF 0400 B</b>
KD 5040	<b>KF 0400 B</b>
KF 5060	<b>KF 0600 B</b>
KD 5060	<b>KF 0600 B</b>
KF 5100	<b>KF 1000 B</b>
KD 5100	<b>KF 1000 B</b>
---	<b>KF 1600 B</b>
KF 5250	<b>KF 2500 B</b>
KD 5250	<b>KF 2500 B</b>
KF 5350	<b>KF 3500 B</b>
KD 5350	<b>KF 3500 B</b>
KF 5500	<b>KF 5000 B</b>

Reference table	
Present types	New types
KF 5020	<b>KF 0200 B</b>
KD 5020	<b>KF 0200 B</b>
KF 5040	<b>KF 0400 B</b>
KD 5040	<b>KF 0400 B</b>
KF 5060	<b>KF 0600 B</b>
KD 5060	<b>KF 0600 B</b>
KF 5100	<b>KF 1000 B</b>
KD 5100	<b>KF 1000 B</b>
---	<b>KF 1600 B</b>
KF 5250	<b>KF 2500 B</b>
KD 5250	<b>KF 2500 B</b>
KF 5350	<b>KF 3500 B</b>
KD 5350	<b>KF 3500 B</b>
KF 5500	<b>KF 5000 B</b>
KF 8020	<b>KF 0200 H</b>
KF 8040	<b>KF 0400 H</b>
KF 8060	<b>KF 0600 H</b>
KF 8100	<b>KF 1000 H</b>
---	<b>KF 1600 H</b>
KF 8250	<b>KF 2500 H</b>
KF 8350	<b>KF 3500 H</b>
KF 8500	<b>KF 5000 H</b>

### DK Cable junction boxes

“Weatherproof”, for outdoor installation

Cable entry via metric knockouts



- VDE tested, DNV GL - Certificate No.: TAE00000EE, Russian Maritime Register of Shipping dokumentation-No.: 250-A-1180-108795
- Closes quickly by a quarter turn - locked position well visible (open - locked)
- Degree of protection IP 66 / IP 67 / IP 69 with cable glands as accessories, temporary submersion up to 1 meter, max. 15 minutes
- cable entry through the bottom of the box via integrated elastic membrane
- High-position terminals with more space for wiring
- external brackets for wall fixing included
- Comply with the regulatory restrictions for buildings with requirements regarding the structural fire protection DIN VDE 0100 Part 482 (German Standard)
- Halogen-free: low toxicity, low fume development
- Weatherproof: UV-resistant, rainwater-proof, temperature-resistant
- Material: PC-GFS polycarbonate
- Burning behaviour: Glow wire test in accordance with IEC 60695-2-11: 960 °C, flame-retardant, self-extinguishing
- Colour: grey RAL 7035 or black RAL9011

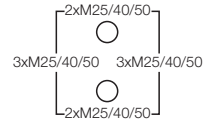
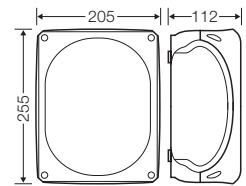
**DK Cable junction boxes**  
 „Weatherproof“, for outdoor installation  
 Cable entry via metric knockouts



**KF 2525 G**

**10-25 mm<sup>2</sup>, Cu 3~**

- terminal with 2 clamping units per pole
- 5-pole per pole 6 x 6 mm<sup>2</sup> sol, 6 x 10 mm<sup>2</sup> sol/ f\*, 4 x 16 mm<sup>2</sup> s/ f\*, 4 x 25 mm<sup>2</sup> s/ f\*, 2 x 35 mm<sup>2</sup> s/ f\*  
 f\* = with gas-tight end ferrule
- with two cable entries M 32 from the rear side
- cable entries via knockouts, order AKM separately (see cable entry systems LES)
- "weatherproof" resistant to weather influences (UV due to solar radiation, protected against rainwater, temperature resistant, impact resistant, etc.)
- saltwater-proof
- "offshore applications"
- lid fasteners sealable without accessories
- external brackets for wall fixing included



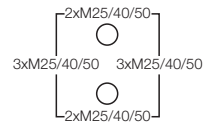
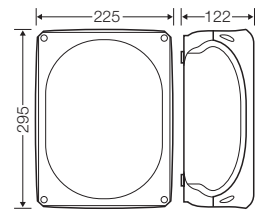
rated insulation voltage	U <sub>i</sub> = 690 V a.c./d.c.
current carrying capacity	102 A
tightening torque for terminal	3.0 Nm
material	PC-GFS (polycarbonate)



**KF 3535 G**

**16-35 mm<sup>2</sup>, Cu 3~**

- terminal with 2 clamping units per pole
- 5-pole per pole 6 x 16 mm<sup>2</sup> s, 4 x 25 mm<sup>2</sup> s, 4 x 35 mm<sup>2</sup> s, 2 x 50 mm<sup>2</sup> s
- with two cable entries M 32 from the rear side
- cable entries via knockouts, order AKM separately (see cable entry systems LES)
- "weatherproof" resistant to weather influences (UV due to solar radiation, protected against rainwater, temperature resistant, impact resistant, etc.)
- saltwater-proof
- "offshore applications"
- lid fasteners sealable without accessories
- external brackets for wall fixing included



rated insulation voltage	U <sub>i</sub> = 690 V a.c./d.c.
current carrying capacity	125 A
tightening torque for terminal	12.0 Nm
material	PC-GFS (polycarbonate)