

Reference table	
Present types	New types
KF 9025	KF 0202 G KF 0402 G
KF 9045	KF 0404 G KF 0604 G
KF 9065	KF 0606 G KF 1006 G
KF 9105	KF 1010 G KF 1610 G
---	KF 1616 G
KF 9255	KF 2525 G
KF 9355	KF 3535 G
KF 9505	KF 5050 G
KF 9020	KF 0200 G
KF 9040	KF 0400 G
KF 9060	KF 0600 G
KF 9100	KF 1000 G
---	KF 1600 G
KF 9250	KF 2500 G
KF 9350	KF 3500 G
KF 9500	KF 5000 G
K 9350	DK 3500 G
K 9500	DK 5000 G

Reference table	
Present types	New types
KF 5025	KF 0202 B
KD 5025	KF 0402 B
KF 5045	KF 0404 B
KD 5045	KF 0604 B
KF 5065	KF 0606 B
KD 5065	KF 1006 B
KF 5105	KF 1010 B
KD 5105	KF 1610 B
---	KF 1616 B
KF 5255	KF 2525 B
KD 5255	KF 2525 B
KF 5355	KF 3535 B
KD 5355	KF 3535 B
KF 5505	KF 5050 B
KF 5020	KF 0200 B
KD 5020	KF 0200 B
KF 5040	KF 0400 B
KD 5040	KF 0400 B
KF 5060	KF 0600 B
KD 5060	KF 0600 B
KF 5100	KF 1000 B
KD 5100	KF 1000 B
---	KF 1600 B
KF 5250	KF 2500 B
KD 5250	KF 2500 B
KF 5350	KF 3500 B
KD 5350	KF 3500 B
KF 5500	KF 5000 B

Reference table	
Present types	New types
KF 5020	KF 0200 B
KD 5020	KF 0200 B
KF 5040	KF 0400 B
KD 5040	KF 0400 B
KF 5060	KF 0600 B
KD 5060	KF 0600 B
KF 5100	KF 1000 B
KD 5100	KF 1000 B
---	KF 1600 B
KF 5250	KF 2500 B
KD 5250	KF 2500 B
KF 5350	KF 3500 B
KD 5350	KF 3500 B
KF 5500	KF 5000 B
KF 8020	KF 0200 H
KF 8040	KF 0400 H
KF 8060	KF 0600 H
KF 8100	KF 1000 H
---	KF 1600 H
KF 8250	KF 2500 H
KF 8350	KF 3500 H
KF 8500	KF 5000 H

DK Cable junction boxes

“Weatherproof”, for outdoor installation

Cable entry via metric knockouts



- VDE tested, DNV GL - Certificate No.: TAE00000EE, Russian Maritime Register of Shipping dokumentation-No.: 250-A-1180-108795
- Closes quickly by a quarter turn - locked position well visible (open - locked)
- Degree of protection IP 66 / IP 67 / IP 69 with cable glands as accessories, temporary submersion up to 1 meter, max. 15 minutes
- cable entry through the bottom of the box via integrated elastic membrane
- High-position terminals with more space for wiring
- external brackets for wall fixing included
- Comply with the regulatory restrictions for buildings with requirements regarding the structural fire protection DIN VDE 0100 Part 482 (German Standard)
- Halogen-free: low toxicity, low fume development
- Weatherproof: UV-resistant, rainwater-proof, temperature-resistant
- Material: PC-GFS polycarbonate
- Burning behaviour: Glow wire test in accordance with IEC 60695-2-11: 960 °C, flame-retardant, self-extinguishing
- Colour: grey RAL 7035 or black RAL9011

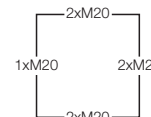
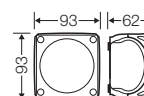
DK Cable junction boxes
 „Weatherproof“, for outdoor installation
 Cable entry via metric knockouts



KF 0202 G

1.5-2.5 mm², Cu 3~

- terminal with 2 clamping units per pole
- 5-pole per pole 8 x 0,75 mm² f, 6 x 1,5 mm² sol / f, 4 x 2,5 mm² sol / f, 2 x 4 mm² sol / f
- cable entries via knockouts, order AKM separately (see cable entry systems LES)
- "weatherproof" resistant to weather influences (UV due to solar radiation, protected against rainwater, temperature resistant, impact resistant, etc.)
- saltwater-proof
- "offshore applications"
- lid fasteners sealable without accessories
- retaining strap and external brackets for wall fixing included



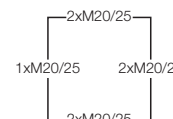
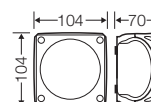
rated insulation voltage	U _i = 690 V a.c./d.c.
current carrying capacity	20 A
tightening torque for terminal	0.5 Nm
material	PC-GFS (polycarbonate)



KF 0402 G

1.5-2.5 mm², Cu 3~

- terminal with 2 clamping units per pole
- 5-pole per pole 8 x 0,75 mm² f, 6 x 1,5 mm² sol / f, 4 x 2,5 mm² sol / f, 2 x 4 mm² sol / f
- cable entries via knockouts, order AKM separately (see cable entry systems LES)
- "weatherproof" resistant to weather influences (UV due to solar radiation, protected against rainwater, temperature resistant, impact resistant, etc.)
- saltwater-proof
- "offshore applications"
- lid fasteners sealable without accessories
- retaining strap and external brackets for wall fixing included



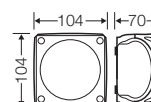
rated insulation voltage	U _i = 690 V a.c./d.c.
current carrying capacity	20 A
tightening torque for terminal	0.5 Nm
material	PC-GFS (polycarbonate)



KF 0404 G

1.5-4 mm², Cu 3~

- terminal with 2 clamping units per pole
- 5-pole per pole 8 x 1,5 mm² sol / f, 6 x 2,5 mm² sol / f, 4 x 4 mm² sol / f, 2 x 6 mm² sol / f
- cable entries via knockouts, order AKM separately (see cable entry systems LES)
- "weatherproof" resistant to weather influences (UV due to solar radiation, protected against rainwater, temperature resistant, impact resistant, etc.)
- saltwater-proof
- "offshore applications"
- lid fasteners sealable without accessories
- retaining strap and external brackets for wall fixing included



rated insulation voltage	U _i = 690 V a.c./d.c.
current carrying capacity	32 A
tightening torque for terminal	0.7 Nm
material	PC-GFS (polycarbonate)