

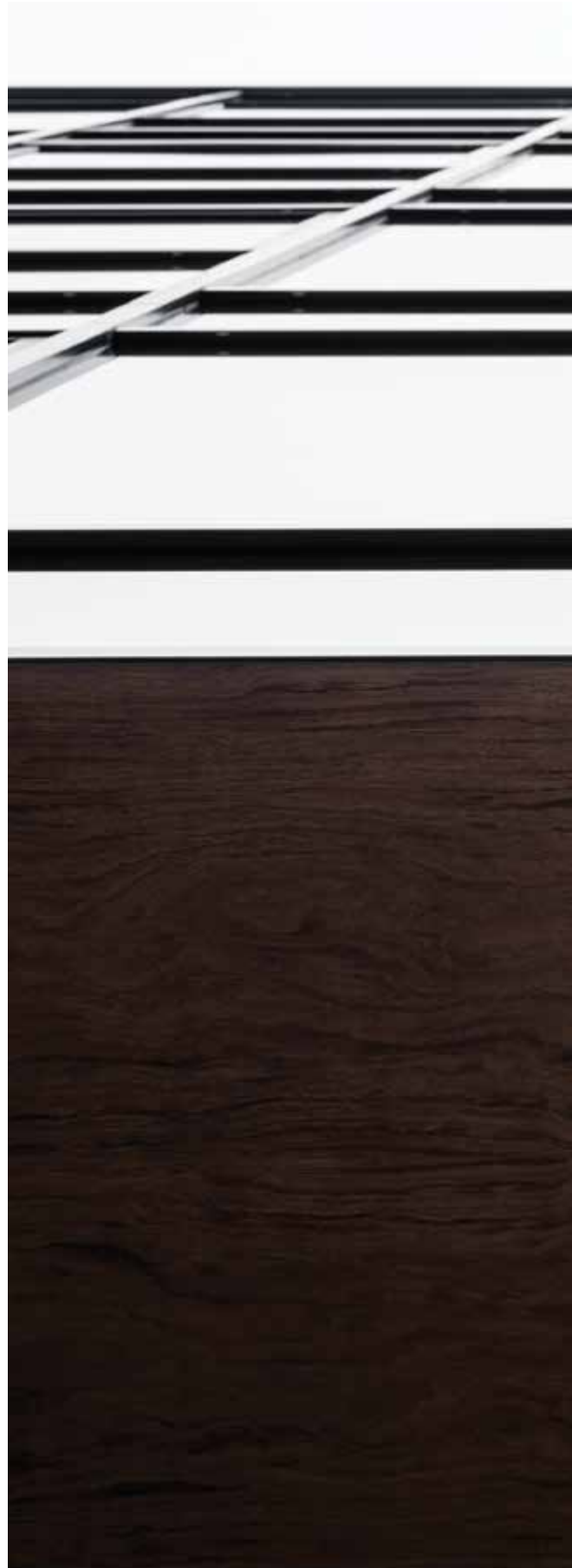
ITECH

IMPRESSIVE LIGHTING AREA




86

- » ability to operate in low-temperature environments thanks to the COLD version
- » plug-in connection – when the fitting is opened, the voltage on its active elements is cut off
- » universal application – antipanic and emergency escape lighting
- » light source covered with a lampshade
- » moulded high-resilience polyurethane gasket



Application
 Light source
 Testing for self-contained
 Testing for central battery
 Power supply
 Protection degree
 Insulation class
 Temperature range
 Glow wire test
 Colour
 Material

anti-panic lighting
 escape route lighting

LED 

non-addressable: ST – for button test
 non-addressable: AT – auto-test / self-test
 addressable: DATA – with addressable module for DATA system
 addressable: DATA 2 – with addressable module for DATA 2 system
 addressable: DALI – with addressable module for DALI systems

non-addressable: CB1 – without addressable module
 addressable : CB3 – with addressable module

210÷250 V AC 50÷60 Hz
 186÷254 V DC

IP65

II

ST, AT, DATA, DATA 2, DALI: $t_a +10^{\circ}\text{C} \div +40^{\circ}\text{C}$
 CB1: $t_a -25^{\circ}\text{C} \div +55^{\circ}\text{C}$
 CB3: $t_a -15^{\circ}\text{C} \div +40^{\circ}\text{C}$
 COLD: $t_a -15^{\circ}\text{C} \div +40^{\circ}\text{C}$

850°C

RAL 9003 RAL 7035 RAL 9004

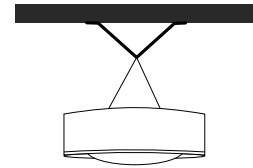
housing: PC/ABS
 cover: PC transparent



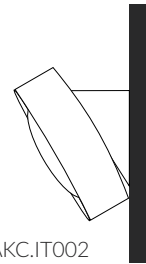
» TM-AKC.IT003
 set for recessed mounting



» surface mounted

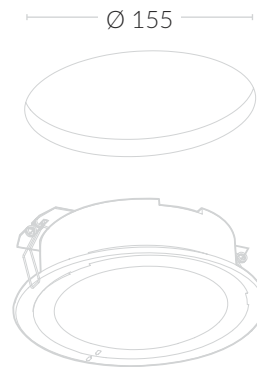


» TM-AKC.IT001
 suspension bracket



» TM-AKC.IT002
 mounting option with 30°
 bracket applied

Dimensions [± 2 mm]





surface mounted

+



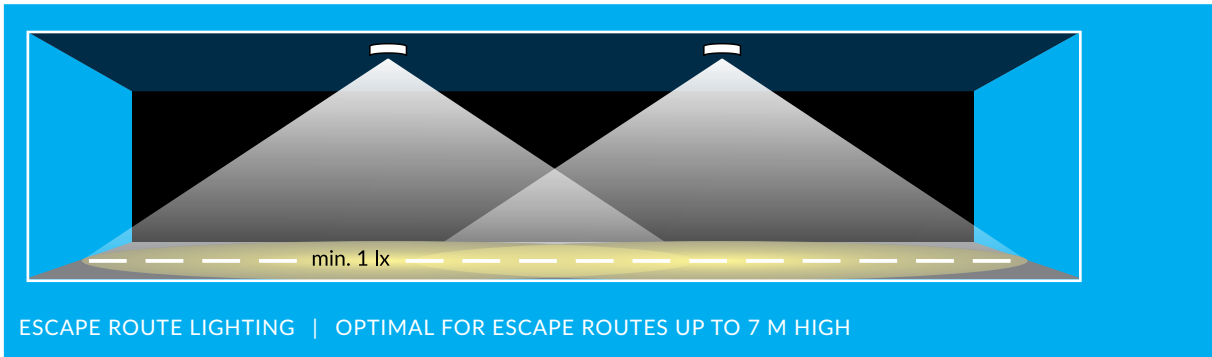
TM-AKC.IT003

set for recessed mounting

=



recessed installation



Model	Luminous flux	Mode	Time	Testing
iTECH C1	238 lm	M / NM	3 h	ST / AT / DATA / DATA 2 / DALI
iTECH C2	478 lm	M / NM	1 / 3 h	ST / AT / DATA / DATA 2 / DALI
iTECH C1	238 lm	-	-	CB1, CB3
iTECH C2	478 lm	-	-	CB1, CB3



Model	Luminous flux	Mode	Time	Testing
iTECH F1	269 lm	M / NM	3 h	ST / AT / DATA / DATA 2 / DALI
iTECH F2	499 lm	M / NM	1 / 3 h	ST / AT / DATA / DATA 2 / DALI
iTECH F1	269 lm	-	-	CB1, CB3
iTECH F2	499 lm	-	-	CB1, CB3



Model	Luminous flux	Mode	Time	Testing
iTECH W1	230 lm	M / NM	3 h	ST / AT / DATA / DATA 2 / DALI
iTECH W2	470 lm	M / NM	1 / 3 h	ST / AT / DATA / DATA 2 / DALI
iTECH W1	230 lm	-	-	CB1, CB3
iTECH W2	470 lm	-	-	CB1, CB3