



GW 68 205 N

## WIRED Q-DIN 14 DBU BOARD WITH IEC 309 SOCKET-OUTLETS - IP65

Code	Socket-outlet 2P+E 16A - IEC 309	Socket-outlet 3P+E 16A - IEC 309	Pack Carton
GW 68 205 N	2	1	1/3

Board In: 25A

### PROTECTIONS:

2 MCB - MTC Range 2P 230 V 16 A C 6 kA

1 MCB - MTC Range 3P 400 V 16 A C 6 kA

ACCESSORIES SUPPLIED: cable clamp and 4 screw caps.

NOTE: products will be supplied with the new version, as shown in the picture, only after having sold out the previous one.



GW 68 229 N

## WIRED Q-DIN 14 DBU BOARD WITH IEC 309 SOCKET-OUTLETS - IP44

Code	Socket-outlet 2P+E 16A - IEC 309	Socket-outlet 3P+E 16A - IEC 309	Socket-outlet 3P+N+E 16A - IEC 309	Socket-out 3P+E 32A - IEC309	Schuko socket-outlet 16A	Pack Carton
GW 68 229 N	2	1	1	1	1	1

Board In: 50A

PROTECTIONS: 1 MCB - MTC Range 2P 230 V 16 A C 6 kA for the 2P+E 16 A 230 V and the 10/16 A IT/DE 230 V domestic socket-outlets

1 MCB - MTC Range 4P 400 V 16 A C 6 kA for the 3P+E 16 A 400 V and 3P+N+E 16 A 400 V socket-outlets

1 MCB - MTC Range 3P 400 V 32 A C 6 kA for the 3P+E 32 A 400 V socket-outlet

ACCESSORIES SUPPLIED: cable clamp and 4 screw caps.

NOTE: products will be supplied with the new version, as shown in the picture, only after having sold out the previous one.



GW 68 206 N

## WIRED, Q-DIN 14 DBU BOARD WITH HORIZONTAL INTERLOCKED SOCKET-OUTLETS - IP44

Code	Socket-outlet 2P+E 16A - IB	Socket-outlet 3P+E 16A - IB	Socket-out 3P+E 32A - IB	Pack Carton
GW 68 206 N	2	1	1	1

Board In: 50A

PROTECTIONS: Board with horizontal interlocked switched socket-outlets 44 IB

1 MCB - MTC Range 2P 230 V 16 A C 6 kA

1 MCB - MTC Range 3P 400 V 16 A C 6 kA

1 MCB - MTC Range 3P 400 V 32 A C 6 kA

ACCESSORIES SUPPLIED: cable clamp and 4 screw caps.

NOTE: products will be supplied with the new version, as shown in the picture, only after having sold out the previous one.



GW 68 207 N

## WIRED Q-DIN 14 DBU BOARDS WITH VERTICAL INTERLOCKED SOCKET-OUTLETS - IP65

Code	Socket-outlet 2P+E 16A - IB	Socket-outlet 3P+E 16A - IB	Socket-outlet 3P+N+E 16A - IB	Pack Carton
GW 68 207 N	2	1		1
GW 68 230 N	2		1	1
GW 68 231 N	1		2	1

### PROTECTIONS:

GW68207N: Board In: 25A

2 MCB - MTC Range 2P 230 V 16 A C 6 kA

1 MCB - MTC Range 3P 400 V 16 A C 6 kA

GW68230N: Board In: 25A

1 RCCB - SD Range 4P 400 V 40 A 0,03 A - AC Type

2 MCB - MT Range 2P 230 V 16 A C 6 kA

1 MCB - MT Range 4P 400 V 16 A C 6 kA

GW68231N: Board In: 32A

1 RCCB - SD Range 4P 400 V 40 A 0,03 A - AC Type

1 MCB - MT Range 2P 230 V 16 A C 6 kA

2 MCB - MT Range 4P 400 V 16 A C 6 kA

CHARACTERISTICS: GW68230N and GW68231N board equipped with AUTOMATIKA sockets.

ACCESSORIES SUPPLIED: cable clamp and 4 screw caps.

NOTE: products will be supplied with the new version, as shown in the picture, only after having sold out the previous one.

# 68 Q-DIN



## WIDE AND CONFIGURABLE RANGE



The power distribution board range is made up of 26 empty casings with IP65 degree of protection, for flush-mounted and interlocked socket-outlets up to 63A, and with numerous complementary items that increase the fields of application.

## INNOVATIVE TECHNICAL SOLUTIONS



The boards have many innovative technical features, such as the ergonomic handle, which simplifies the opening of the door, and the screws to "hinge" the front facilitating wiring. Additional enclosures 14 and 20M modules are also available, ideal for increasing the modular space.

## COUNTLESS ACCESSORY COMBINATIONS



The boards can be equipped with a key lock with a metal cylinder and mushroom emergency button. They can be fixed to a pole, surface-mounted, flush-mounted or on accident prevention mobile supports.

Energy and data distribution boards for protected, watertight, domestic and industrial socket-outlets. Can be used in the commercial and industrial sectors, and in construction sites.

## Technical data and compliance with Standards

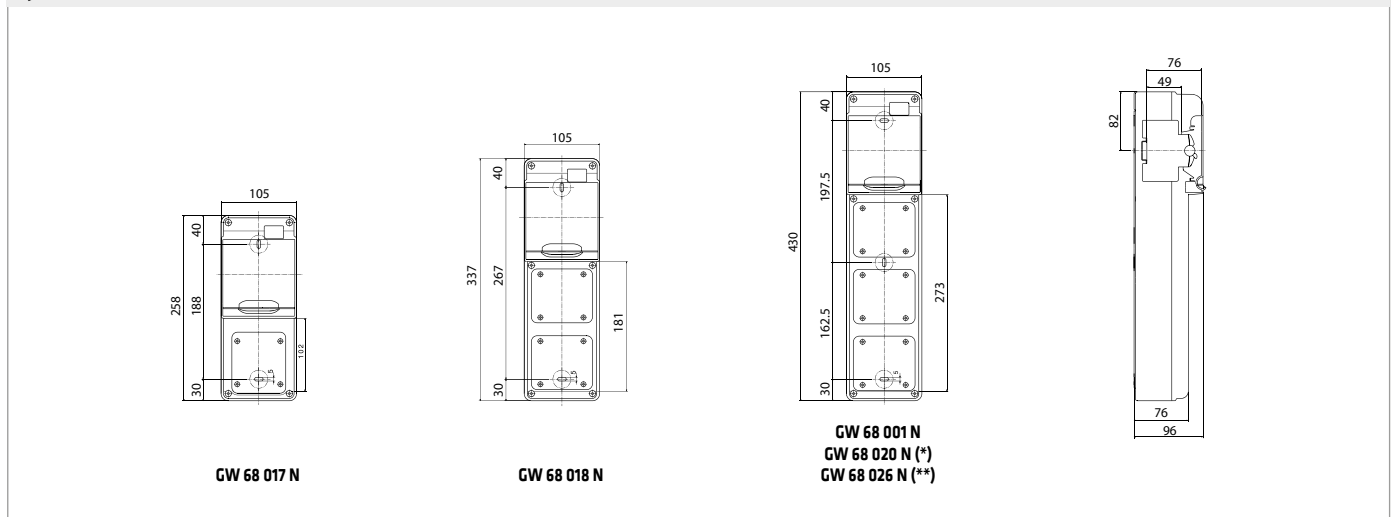
Board type	Reference Standards	Degree of protection (IP)	Protection against indirect contacts	Impact resistance at ambient temperature (IK code)	Heat resistance	Resistance to abnormal heat and fire
					Thermo-pressure with ball (°C)	Glow Wire Test (°C)
Q-DIN 5-10-14-20 empty	EN 60670-1 EN 60670-24 EN 62208	IP 65	☐	IK 08 (empty version IK09)	70	650
Q-DIN 5-10-14-20 factory-wired (DBO)	EN 61439-3	IP 44 / IP 65		IK 09 (external case) IK 08 (domestic sockets)		850 (active parts) 650 (passive parts)

### BEHAVIOUR WITH CHEMICAL AND ATMOSPHERIC AGENTS

Saline solution	Acids		Bases		Solvents				Mineral oil	UV rays
	Concentrated	Diluted	Concentrated	Diluted	Hexane	Benzol	Acetone	Alcohol		
Resistant	Limited resistance	Resistant	Resistant	Resistant	Limited resistance	Not resistant	Not resistant	Limited resistance	Limited resistance	Limited resistance

## Dimension tables

### Q - DIN 5 BOARDS

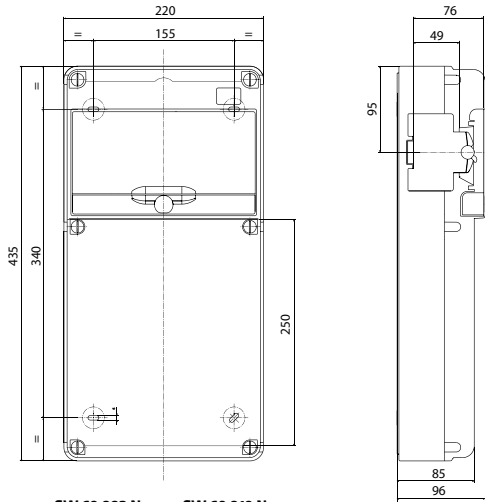


(\*) GW68020N can house 2 IEC 16/32A.

(\*\*) GW68026N can house 4 50x50 mm socket outlet.

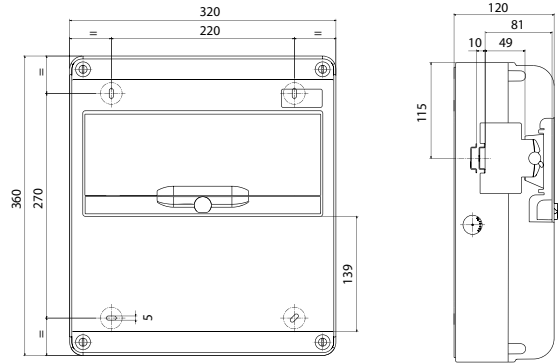
# 68 Q-DIN

## Q - DIN 10 BOARDS



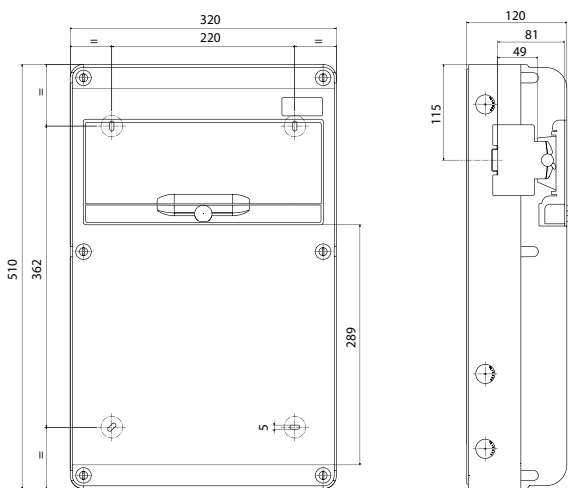
GW 68 002 N    GW 68 019 N  
 GW 68 003 N    GW 68 025 N  
                     GW 68 027 N

## Q - DIN 14 BOARDS



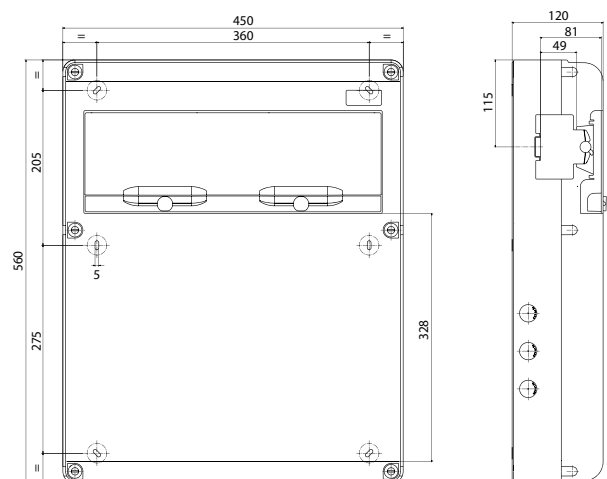
GW 68 004 N  
 GW 68 005 N  
 GW 68 006 N

## Q - DIN 14 BOARDS



GW 68 007 N    GW 68 009 N  
 GW 68 008 N    GW 68 010 N

## Q - DIN 20 BOARDS



GW 68 012 N    GW 68 014 N    GW 68 021 N  
 GW 68 013 N    GW 68 015 N    GW 68 022 N