



GW 32 713

PLAYBUS YOUNG - SLATE

Code	Description	For support codes	Pack Carton
GW 32 712	2 gang	GW32402	12
GW 32 713	3 gang	GW32403	12
GW 32 714	4 gang	GW32404	12
GW 32 716	6 gang	GW32406	8

METALLISED TECHNOPOLYMER



GW 32 753

PLAYBUS YOUNG - SOFT CHROME, SATIN FINISH

Code	Description	For support codes	Pack Carton
GW 32 752	2 gang	GW32402	12
GW 32 753	3 gang	GW32403	12
GW 32 754	4 gang	GW32404	12
GW 32 756	6 gang	GW32406	8



GW 32 763

PLAYBUS YOUNG - ANTIQUE GOLD, SATIN FINISH

Code	Description	For support codes	Pack Carton
GW 32 762	2 gang	GW32402	12
GW 32 763	3 gang	GW32403	12
GW 32 764	4 gang	GW32404	12
GW 32 766	6 gang	GW32406	8

Playbus



DESIGN AND SAFETY




The range includes plates in 6 colours and two different shapes (modern or classic), with a glossy or satin finish. The use of technopolymer ensures the total safety of the electrical insulation, and a longer lifespan for the colours and finishes.

COMMAND DEVICES



The command devices have three types of back-lighting: functional (visible also during the day), night-time localisation (moderate light) and iconographical (with symbols).

INSTALLATION FLEXIBILITY



With the Playbus range you can manage several socket-outlets and several lines from just one point, thanks to the high-capacity plates (up to 18 modules) with internal circuit separation. Moreover, the high degree of installation flexibility is guaranteed by the wide range of accessories available.

General characteristics

Modular range of devices for domestic and similar uses on frames for flush-mounting boxes of up to 18 modules. It includes controls, socket-outlets, protections, indicators, connectors and a vast range of electronic components for domotics and special services. There are also boxes and plates for surface-mounting and free-standing applications.

TECHNICAL DATA AND REFERENCE STANDARDS

































Component	Reference standards	Essential electrical data*			Prolonged operation (no. position changes)	Resistance to abnormal heat and fire	
		Resistance at test voltage (V)	Insulation resistance (MΩ)	Breaking capacity or category of use		Thermo-pressure with ball (°C)	Glow Wire Test (°C)
Commands	EN 60669-1	2000 at 50 Hz for 1 minute	> 5	1,25 In (200 position changes)	40,000 at In 250V AC cos φ = 0.6	125	850
Socket-outlets	IEC 60884-1			1,25 In (100 position changes)	10,000 at In 250V AC cos φ = 0.8		
Latching relays	EN 60669-1 / EN 60669-2-2			1,25 In (200 position changes)	50,000 at In 250V AC cos φ = 0.6		
Momentary relays	EN 60669-1 / EN 60669-2-2						
Miniature circuit breakers	EN 60898-1			2** ÷ 5	3KA		
Residual current circuit breakers	EN 61009-1 / EN 61008-1	3KA	4,000				
Supports and plates	EN 60669-1	-	-	-	-	70	650

* For rated voltages and currents, see the specifications in the single codes. ** The value of 2 MΩ refers to a special condition established by the Standards given alongside.

Terminal resistance to cable traction: > 50N
Device hold on support: > 0.6J

TERMINAL TIGHTENING CAPACITY			
Stranded wires		Solid wires	
Minimum 0.75 mm ²	Maximum 2 x 4 mm ²	Minimum 0.5 mm ²	Maximum 2 x 2.5 mm ²

Playbus

	FLUSH-MOUNTING BOXES	SUPPORTS	DEVICES
3M	 GW 24 403	 GW 32 402	
	 GW 24 403 PM	 GW 32 403	 
4M	 GW 24 404	 GW 32 404	
	 GW 24 404 PM		
6M	 GW 24 406	 GW 32 406	
4+4M	 GW 24 237	 GW 32 407	
	 GW 24 237 PM		
6+6M	 GW 24 238	 GW 32 408	 
6+6+6M	 GW 24 239	 GW 32 409	  
2M		 GW 32 402	

PLATES

PLAYBUS YOUNG



GW 32 xx2

PLAYBUS YOUNG



GW 32 xx3

PLAYBUS



GW 32 xx2

PLAYBUS



GW 32 xx3

IP55 Watertight self-supporting plates



GW 32 461 - GW 32 462

PLAYBUS YOUNG



GW 32 xx4

PLAYBUS



GW 32 xx4

IP55 Watertight self-supporting plates



GW 32 466 - GW 32 467

PLAYBUS YOUNG



GW 32 xx6

PLAYBUS



GW 32 xx6

PLAYBUS



GW 32 xx7

PLAYBUS



GW 32 xx8

PLAYBUS



GW 32 009

PLAYBUS YOUNG



GW 32 xx2

PLAYBUS



GW 32 xx2