








Colour	MOMENTARY ROUND PUSH-BUTTONS					
	With guard		Without guard		With backlit guard	
Green	GW 74 301		GW 74 313		GW 74 341	
Black	GW 74 302		GW 74 312		-	
White	GW 74 303		GW 74 314		GW 74 342	
Red	GW 74 304		GW 74 311		GW 74 343	
Blue	GW 74 305		GW 74 315		GW 74 344	
Yellow	GW 74 306		GW 74 316		GW 74 345	


Colour	ROUND MUSHROOM-HEAD PUSH-BUTTONS - Ø 40 MM			
	With holding		Without holding	
Red	GW 74 364		GW 74 363	
	GW 74 367		GW 74 366	

Colour	ROUND MUSHROOM-HEAD EMERGENCY PUSH-BUTTONS - Ø 40 MM			
	With holding		With holding and key	
Red	GW 74 361		GW 74 362	
	GW 74 365			

In bold, the illuminated versions

Positions	ROUND SELECTORS					
	Lever type with fixed positions		Extractable key with fixed position		Lever type with return	
0 - 1	GW 74 401		GW 74 411		GW 74 421	
1 - 0 - 2	GW 74 402		GW 74 412		GW 74 422	

Colour	LUMINOUS INDICATORS	
	Direct power supply	
Green	GW 74 451	
Red	GW 74 452	
Yellow	GW 74 453	
Light blue	GW 74 454	
White	GW 74 455	

COMPLEMENTARY ITEMS			
Type	Contact		
Single contact	1 NO	GW 74 501	
	1 NC	GW 74 502	
Dual contact	2 NO	GW 74 503	
	2 NC	GW 74 505	
	1 NO + 1 NC	GW 74 504	
Lamp-holder - BA9S coupling		GW 74 511	


COMPLETE CONTAINERS				
Indicator lights Ø 22	With guard	No. gangs	Contacts	Dimensions (LxHxD) mm
Generic (black)	GW 27 201	1	1 NO	66x82x65
Emergency (red)	GW 27 202	1	1 NO 1 NC	66x82x65
Start (green)	GW 27 203	2	1 NO 1 NC	132x82x65
Stop (red)				
Start (green)	GW 27 204	3	1 NO 1 NC	66x171x65
Stop (red)				
Signalling (white)				

EMPTY CONTAINERS					
No. gangs	Code	Side entries	Top / Bottom entries	Dimensions (LxHxD) mm	
1	GW 27 101	2 x Ø 23	2 x Ø 23	66x82x65	
1	GW 27 111 (*)	2 x Ø 23	2 x Ø 23	66x82x65	
2	GW 27 102	6 x Ø 23	2 x Ø 23	132x82x65	
3	GW 27 103	4 x Ø 23	2 x Ø 23	66x171x65	
6	GW 27 104	4 x Ø 23	6 x Ø 23	132x171x65	
12	GW 27 105	4 x Ø 23	6 x Ø 23	264x171x65	

(*) GW 27 111: yellow lid and grey back-mounting box - Specific for emergency push-buttons.

For all illuminated versions, the LED lamp must be purchased separately: GW 74 515 (12V); GW 74 516 (24V); GW 74 517 (110V); GW 74 518 (230V).

COMBI 22 - INSULATING ENCLOSURES FOR OPERATORS AND INDICATORS - IP66



IP
66

GWT
650°C



ENCLOSURES



GW 27 101

UNWIRED ENCLOSURES FOR PUSH-BUTTONS, CONTROLS AND INDICATORS Ø 22 MM - GREY RAL 7035

Code	No. gangs	Side entries	Top entries	Bottom entries	Outer dim. LxHxD (mm)	Pack Carton
Colour: Grey RAL 7035						
GW 27 101	1	2xØ 23	1xØ 23	1xØ 23	66x82x65	5/60
Colour: Yellow cover						
GW 27 111	1	2xØ 23	1xØ 23	1xØ 23	66x82x65	5/60
Colour: Grey RAL 7035						
GW 27 102	2	6xØ 23	1xØ 23	1xØ 23	132x82x65	2/30
GW 27 103	3	4xØ 23	1xØ 23	1xØ 23	66x171x65	1/20
GW 27 104	6	4xØ 23	3xØ 23	3xØ 23	132x171x65	1/10
GW 27 105	12	4xØ 23	3xØ 23	3xØ 23	264x171x65	1/10

CHARACTERISTICS: degree of protection guaranteed with IP66 operators correctly installed.

The hole seat has knockouts for installing operators with any reference.

GW27111 with specific yellow lid for assembling emergency push-buttons GW74361, GW74362 and GW74365.

NOTES: the empty containers can be supplied with push-buttons, commands and indicators Ø 22 mm and single contacts, type GW74501 and GW74502.

COMPLETE ENCLOSURES



GW 27 202

COMPLETE ENCLOSURES - GREY RAL 7035

Code	No. gangs	Contacts	Operators Ø 22	Outer dim. LxHxD (mm)	Pack Carton
GW 27 201	1	1 NO	General (black)	66x82x65	1/30
GW 27 202	1	1 NO - 1 NC	Emergency (red)	66x82x65	1/30
GW 27 203	2	1 NO - 1 NC	Start (green) Stop (red)	132x82x65	1/10
GW 27 204	3	1 NO - 1 NC	Start, stop, indicator	66x171x65	1/10

CHARACTERISTICS: 3-seat flange. Maximum protrusion of the operator from the container: GW27201, GW20203, GW27204 - 20mm; GW27202 - 25mm.

GW27202: yellow lid, mushroom-head push-button with retainer.

GW27204: direct supply, BA95 coupling included, max 380V-2 W, lamp not included, operators Ø 22 for run (green), stop (red), signalling (white).

Complete insulation, in accordance with Standard IEC 536.



GW 66 745

WATERTIGHT LIDS

Code	Dimensions LxH (mm)	Suitable for	Colour	Pack Carton
GW 66 708	85x75	1 Button Ø22 mm Range 74 PS	Grey	1/20
GW 66 745	85x75	1 Button Ø22 mm Range 74 PS	Yellow	1/20

APPLICATIONS: GW66745 specific for emergency push-buttons.

ACCESSORIES SUPPLIED: gasket and mounting screws.

COMBI 22 - CONTAINERS IN INSULATING MATERIAL FOR PUSH-BUTTONS, CONTROLS AND INDICATORS - IP66

TECHNICAL CHARACTERISTICS

Standard: IEC 60670-1; IEC 60670-22; EN 60670-1; EN 60670-22; CEI EN 60670-1; CEI EN 60670-22

Material: GW PLAST

Degree of protection: IP66

Impact resistance at ambient temperature: IK 08

Protection against direct contact: double insulation (+)

Resistance to abnormal heat and fire: thermo-pressure with ball 70°C
Glow wire test 650°C

Maximum operating temperature: min. -25°C; max. +60°C

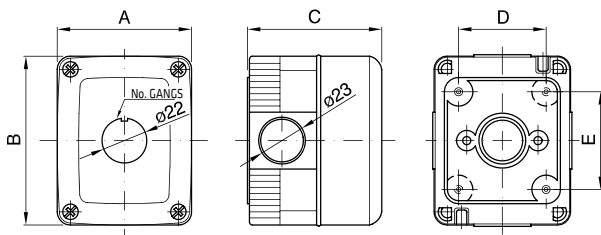
(+) Complete insulation, in accordance with EN 61140 Standard, obtainable by using the GW 44 622 screwcaps.

BEHAVIOUR WITH CHEMICAL AND ATMOSPHERIC AGENTS

Saline solution	Acids		Bases		Solvents				Mineral oil	UV rays
	Concentrated	Diluted	Concentrated	Diluted	Hexane	Benzol	Acetone	Ethyl alcohol		
Resistant	Not resistant	Resistant	Resistant	Resistant	Limited resistance	Not resistant	Not resistant	Limited resistance	Limited resistance	Limited resistance

Dimension tables

COMBI 22



Code	No. gangs	A	B	C	D	E	No. knockouts
GW 27 101	1	66	82	65	44	48	4
GW 27 111					48	110	8
GW 27 102	2	132	82		44	137	6
GW 27 103	3	66	171		110		10
GW 27 104	6	132	171		210		10
GW 27 105	12	264	171				