

TECHNOPOLYMER, CLASSIC COLOUR



GW 22 673

TOP SYSTEM - ENGLISH WALNUT

Code	Description	Configuration	For support codes	Pack Carton
GW 22 671	1 gang		GW24201	12
GW 22 672	2 gang		GW24262	12
GW 22 673	3 gang		GW24201	12
GW 22 674	4 gang		GW24202	12
GW 22 676	6 gang		GW24230	8
GW 22 677	4+4 gang	Overlapping	GW24240	6

METALLISED TECHNOPOLYMER



GW 22 653

TOP SYSTEM - SOFT CHROME

Code	Description	Configuration	For support codes	Pack Carton
GW 22 651	1 gang		GW24201	12
GW 22 652	2 gang		GW24262	12
GW 22 653	3 gang		GW24201	12
GW 22 654	4 gang		GW24202	12
GW 22 656	6 gang		GW24230	8
GW 22 657	4+4 gang	Overlapping	GW24240	6

CHARACTERISTICS: glossy finish.



GW 22 663

TOP SYSTEM - ANTIQUE GOLD

Code	Description	Configuration	For support codes	Pack Carton
GW 22 661	1 gang		GW24201	12
GW 22 662	2 gang		GW24262	12
GW 22 663	3 gang		GW24201	12
GW 22 664	4 gang		GW24202	12
GW 22 666	6 gang		GW24230	8
GW 22 667	4+4 gang	Overlapping	GW24240	6

CHARACTERISTICS: glossy finish.

System



THE RANGE



The System range includes two families of plates and a wide range of devices available in two versions: white components with glossy finish and black components with satin finish. Designed to offer optimum application versatility, the System devices can be flush-mounted or surface-mounted for top practicality and elegance.

SYSTEM SOLUTIONS



The System devices use a wide range of accessories and can be installed in any electrical system: in rectangular flush-mounting and surface-mounting boxes, in boxes for interface with mini trunking, on profiles and DIN rails, in 27 Combi containers

INSTALLATION FLEXIBILITY



The System domestic range is a system offering maximum application flexibility. Versatile, thanks to the dual coupling possibility (on the front or rear of the support) that makes component assembly and release operations easier and quicker.

DOMESTIC RANGES

General characteristics

TECHNICAL DATA AND REFERENCE STANDARDS

Component	Reference standards	Essential electrical data*			Prolonged operation (no. position changes)	Resistance to abnormal heat and fire	
		Resistance at test voltage (V)	Insulation resistance (MΩ)	Breaking capacity or category of use		Thermo-pressure with ball (°C)	Glow Wire Test (°C)
Commands	EN 60669-1	2000 at 50 Hz for 1 minute	> 5	1.25 In (200 position changes)	40,000 at In 250V AC cos φ = 0.6	125	850
Socket-outlets	IEC 60884-1			1.25 In (100 position changes)	10,000 at In 250V AC cos φ = 0.8		
Latching relays	EN 60669-1 / EN 60669-2-2			1.25 In (200 position changes)	50,000 at In 250V AC cos φ = 0.6		
Momentary relays	EN 60669-1 / EN 60669-2-2						
Miniature circuit breakers	EN 60898-1		2** ÷ 5	3KA	8,000		
Residual current circuit breakers	EN 61009-1 / EN 61008-1			3KA	4,000		
Supports and plates	EN 60669-1	-	-	-	-	70	650

* For rated voltages and currents, see the specifications in the single codes.

** The value of 2 MΩ refers to a special condition established by the standards given alongside.

BEHAVIOUR WITH CHEMICAL AND ATMOSPHERIC AGENTS

Component	Agent	Water	Saline solution	Acids		Bases		Solvents			Mineral oil	UV rays	
				Concentrated	Diluted	Concentrated	Diluted	Hexane	Benzol	Acetone			Ethyl alcohol
Plates		Resistant	Resistant	Limited resistance	Resistant	Resistant	Resistant	Limited resistance	Not resistant	Not resistant	Not resistant	Limited resistance	Resistant
SYSTEM devices		Resistant	Limited resistance	Not resistant	Limited resistance	Limited resistance	Resistant	Resistant	Resistant	Resistant	Resistant	Resistant	Resistant

* The resistance values given are valid for an ambient temperature no higher than 40°C.

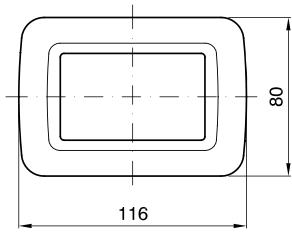
Terminal resistance to cable traction: > 50N
Device hold on support: > 0.6J

TERMINAL TIGHTENING CAPACITY

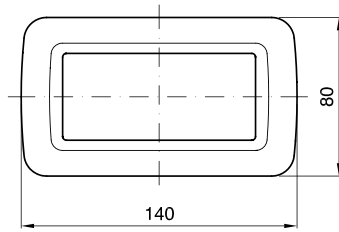
Stranded wires		Solid wires	
Minimum	Maximum	Minimum	Maximum
0.75 mm ²	2 x 4 mm ²	0.5 mm ²	2x2.5 mm ²

System

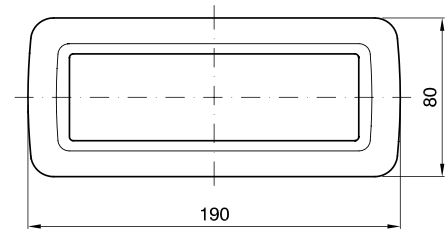
TOP SYSTEM PLATES



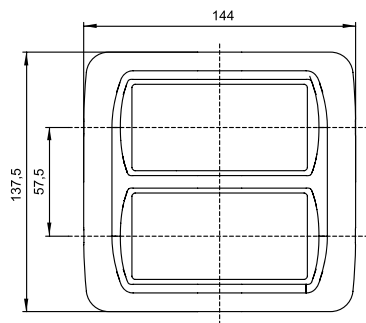
1 GANG - 2 GANG - 3 GANG



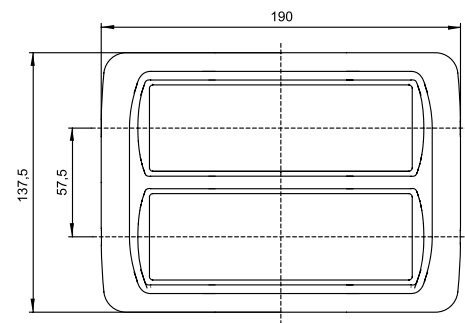
4 GANG



6 GANG

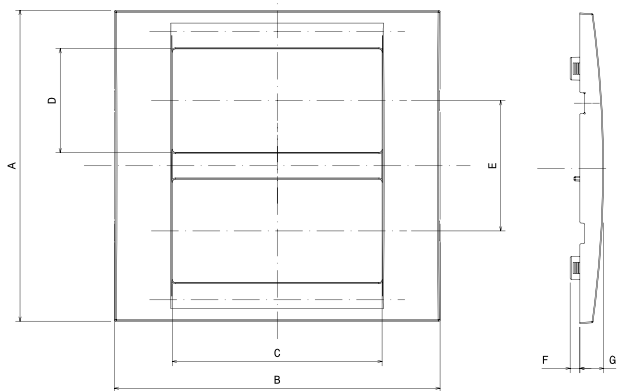
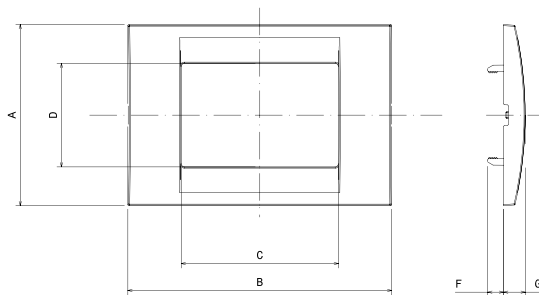


4 + 4 GANG



6 + 6 GANG

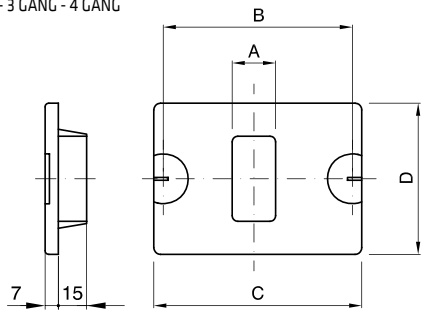
VIRNA PLATES



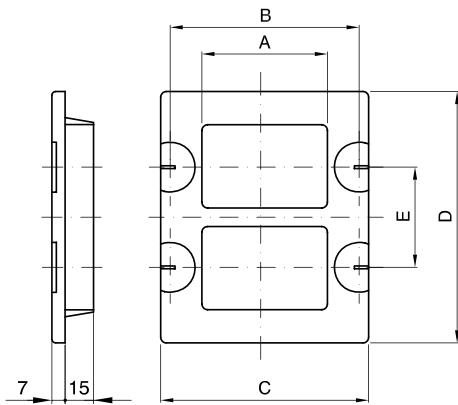
	A	B	C	D	E	F	G
1 GANG	80	116.5	23	45.7		7	9.5
2 GANG	80	116.5	46.4	45.7			9.5
3 GANG	80	116.5	69.4	45.7		7	9.5
4 GANG	80	139.6	92.6	45.7		7	9.5
6 GANG	80	190	138.8	45.7		4.3	9.5
(4+4) 8 GANG	137.2	143.8	92.6	45.7	57.5	4.3	10.5
(6+6) 12 GANG	137.2	190	138.8	45.7	57.5	4.3	10.5

COMPACT PLATES

1 GANG - 2 GANG - 3 GANG - 4 GANG



3 + 3 GANG



Compact					
Code	GW 24 001	GW 24 002	GW 24 003	GW 24 004	GW 24 005
A	1 GANG	2 GANG	3 GANG	4 GANG	3 + 3 GANG
B	83.5	83.5	83.5	108.5	83.5
C	110	110	110	134	110
D	80	80	80	80	133
E	-	-	-	-	51