ART ITALIAN STANDARD PLATES

TECHNOPOLYMER

GW 16 303 TB

ART - MILK WHITE

Code	Description	For support codes	Pack Carton
GW 16 302 TB	2 gang	GW16802, GW16803	6
GW 16 303 TB	3 gang	GW16803	12
GW 16 304 TB	4 gang	GW16804	6

CHARACTERISTICS: glossy finish.

GW 16 303 TN

ART - TONER BLACK

Code	Description	For support codes	Pack Carton
GW 16 302 TN	2 gang	GW16802, GW16803	6
GW 16 303 TN	3 gang	GW16803	12
GW 16 304 TN	4 gang	GW16804	6

CHARACTERISTICS: glossy finish.

PAINTED TECHNOPOLYMER

GW 16 303 VT

ART - TITANIUM

Code	Description	For support codes	Pack Carton
GW 16 302 VT	2 gang	GW16802, GW16803	6
GW 16 303 VT	3 gang	GW16803	12
GW 16 304 VT	4 gang	GW16804	6

CHARACTERISTICS: glossy finish.

Chorus

THE SHAPES OF BEAUTY

ONE, GEO, LUX, ART, ICE and ICE Touch are the plates for the Gewiss CHORUS innovative domestic range: six different forms reflecting the character, personality and style of those who live in the home. With full spontaneity of gestures and the simplicity of the commands.

ALL THE BENEFITS OF A SINGLE FRAME



One single support (rectangular and square) compatible with all the plates of the Chorus range, without any need for additional adapters. The front coupling on the devices means quick, easy assembly and release without needing to remove the frame.

ERGONOMICS AND DESIGN

The wide range of component customisation possibilities, in terms of colour and modularity, guarantees a wealth of design and ergonomic solutions for every context. Four different colours, three different finishes: glossy white and ivory, satin black and painted titanium guarantee the perfect combination of component and plate.

General characteristics

TECHNICAL DATA AND REFERENCE STANDARDS							
Component	Reference standards	Essential electrical data*			Prolonged operation (no. of position changes)	Resistance to abnormal heat and fire	
		Resistance at test voltage (V)	Insulation resistance (MΩ)	Breaking capacity or category of use		Thermo-pressure with ball (°C)	Glow Wire Test (°C)
Commands	EN 60669-1	2000 at 50 Hz for 1 minute	> 5	1.25 In (200 position changes)	40,000 at In 250V~ cosφ = 0.6	125	850
Italian Std. socket-outlets	IEC 60884-1			1.25 In (100 position changes)	10,000 at In 250V~ cosφ = 0.8		
International Std. socket-outlets	IEC 60884-1			1.25 In (100 position changes)	10,000 at In 250V~ cosφ = 0.8		
Latching relays	EN 60669-1 / EN 60669-2-2				40,000 at In 250V~ cosφ = 0.6		
Momentary relays	EN 60669-1 / EN 60669-2-2			1.25 In (200 position changes)			
Miniature circuit breakers	EN 60898-1		2** ÷ 5	3KA	8,000		
Residual current circuit breakers	EN 61009-1 / EN 61008-1			3KA	4,000		
Supports and plates	EN 60669-1	–	–	–	–	70	650

* For rated voltages and currents, see the specifications for the individual codes. ** The value of 2 MΩ refers to a special condition established by the Standards given alongside.

Characteristics of screw terminals

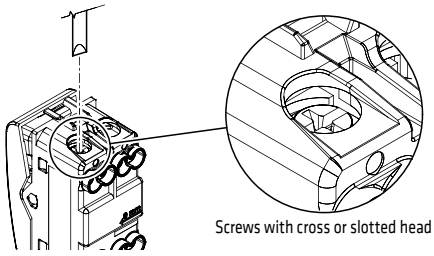

The terminals, located in the rear part of the devices, are manoeuvrable even after coupling the component to the support, and are suitable for both flexible and rigid cables. The components are supplied with the screws of the terminals open, to reduce wiring times.

TECHNICAL DATA			
Terminal grip on cable traction			>50N
TERMINAL TIGHTENING CAPACITY			
Stranded wires		Solid wires	
Minimum 0.75 mm²	Maximum 2x4 mm²	Minimum 0.5 mm²	Maximum 2x2.5 mm²

Characteristics of spring terminals (quick wiring)

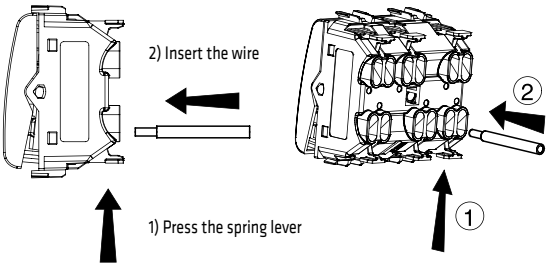

The spring terminals allow you to carry out the wiring in a shorter time, and without using screwdrivers or other tools. To insert the cable, it is necessary to press the orange lever (opening of terminal). Releasing the lever, the terminal closes automatically, firmly blocking the cable.

TECHNICAL DATA			
Terminal grip on cable traction			>50N
TERMINAL TIGHTENING CAPACITY			
Stranded wires		Solid wires	
Minimum 0.75 mm²	Maximum 2x4 mm²	Minimum 0.5 mm²	Maximum 2x2.5 mm²

Combination of modular devices and plates

Plates			Modular devices						
			Conventional commands	Electronic push-buttons	Touch commands	Socket-outlets / other devices	Touch command modules		
							Conventional	KNX	KNX with interchangeable symbols
ONE			✓	✓	✓	✓	-	-	-
GEO			✓	✓	✓	✓	-	-	-
LUX			✓	✓	✓	✓	-	-	-
ART			✓	✓	✓	✓	-	-	-
ICE	ICE		✓	✓	✓	✓	-	-	-
ICE	ICE Touch (1, 2 or 3 printed symbols)		-	-	-	-	✓	-	-
ICE	ICE Touch KNX (2, 4 or 6 printed symbols)		-	-	-	-	-	✓	-
ICE	ICE Touch KNX		-	-	-	-	-	-	✓

ART PLATES

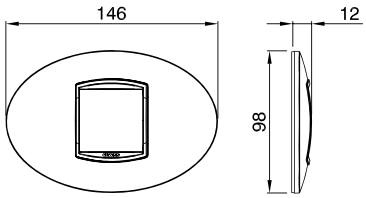

2 GANG

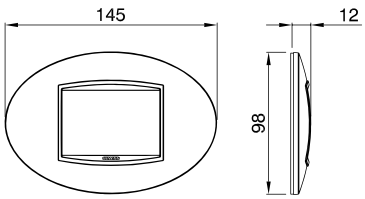

3 GANG

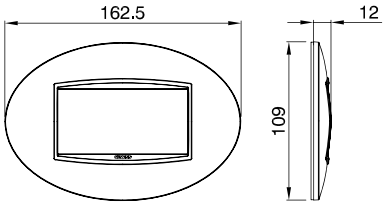

4 GANG