



GW 12 051

TWO-WAY SWITCHES 1P - 250V AC

Code	Description	Button key	Rated power of 230V LED lamps	Pack Carton
No. Chorus modules: 1				
GW 12 051	1P - 16AX	Neutral	200 W	12/96
GW 12 052	1P - 16AX illuminable	With diffuser	200 W	12/24
GW 12 053	1P - 16AX illuminable	With replaceable neutral lens	200 W	12/24
GW 12 054	1P - 10AX	With key	100 W	1/12
No. Chorus modules: 1/2				
GW 12 061	1P - 10AX	Neutral	100 W	6/24
No. Chorus modules: 2				
GW 12 071	1P - 16AX	Neutral	200 W	6/24
GW 12 072	1P - 16AX illuminable	With diffuser	200 W	6/24
GW 12 073	1P - 16AX illuminable	With replaceable neutral lens	200 W	6/24
No. Chorus modules: 3				
GW 12 081	1P - 16AX	Neutral	200 W	4/12
GW 12 082	1P - 16AX illuminable	With diffuser	200 W	4/12
GW 12 083	1P - 16AX illuminable	With replaceable neutral lens	200 W	4/12

CHARACTERISTICS: the illuminable articles use LED signalling units, not included.

NOTES: GW12054 equipped with 2 keys. Key extractable in both positions. Spare keys: GW20901.



GW 12 091

INTERMEDIATE SWITCHES 1P - 250V AC

Code	Description	Button key	Rated power of 230V LED lamps	Pack Carton
No. Chorus modules: 1				
GW 12 091	1P - 16AX	Neutral	200 W	12/48
GW 12 092	1P - 16AX illuminable	With diffuser	200 W	12/24
GW 12 093	1P - 16AX illuminable	With replaceable neutral lens	200 W	12/24
No. Chorus modules: 2				
GW 12 101	1P - 16AX	Neutral	200 W	6/12
GW 12 102	1P - 16AX illuminable	With diffuser	200 W	6/12
GW 12 103	1P - 16AX illuminable	With replaceable neutral lens	200 W	6/12
No. Chorus modules: 3				
GW 12 111	1P - 16AX	Neutral	200 W	4/12
GW 12 112	1P - 16AX illuminable	With diffuser	200 W	4/12
GW 12 113	1P - 16AX illuminable	With replaceable neutral lens	200 W	4/12

CHARACTERISTICS: the illuminable articles use LED signalling units, not included.



GW 12 121

THREE-WAY SWITCHES 1P - 250V AC

Code	Description	Button key	Symbol	Rated power of 230V LED lamps	Pack Carton
No. Chorus modules: 1					
GW 12 121	1P - 10AX	Neutral	UP - DOWN	100 W	12/24
No. Chorus modules: 2					
GW 12 123	1P - 10AX	Neutral	UP - DOWN	100 W	6/24

CHARACTERISTICS: three standing positions. Both contacts are open in the central position (OFF).

APPLICATIONS: command of circuits requiring an interlock (e.g. operating motorised devices with direction reversal). 2-user selective control.



GW 12 122

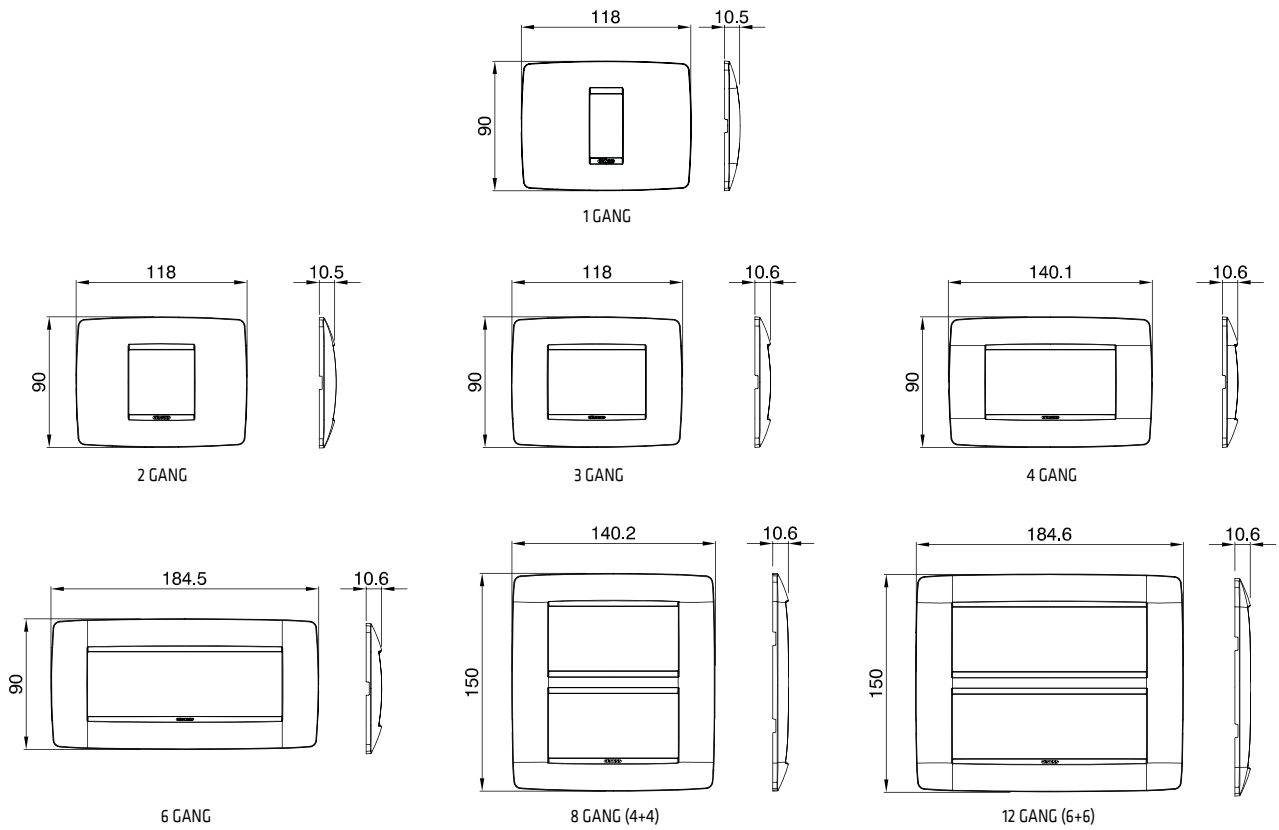
THREE-WAY SWITCH 2P - 250 V AC

Code	Description	Button key	Symbol	Rated power of 230V LED lamps	Pack Carton
No. Chorus modules: 1					
GW 12 122	2P - 10AX	Neutral	UP - DOWN	100 W	12/24

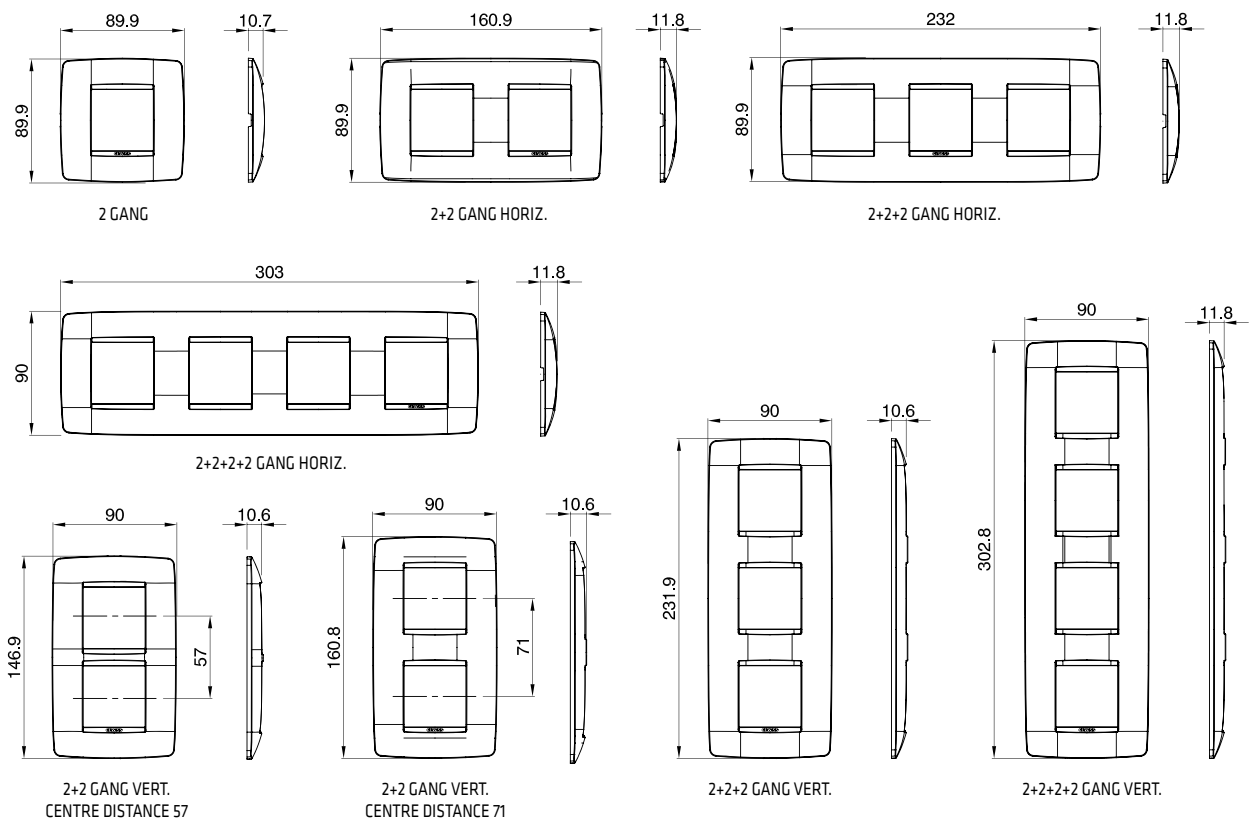
CHARACTERISTICS: three standing positions. Both contacts are open in the central position (OFF). With 6 terminal blocks.

APPLICATIONS: command of circuits requiring an interlock (e.g. operating motorised devices with direction reversal). 2-user selective control.

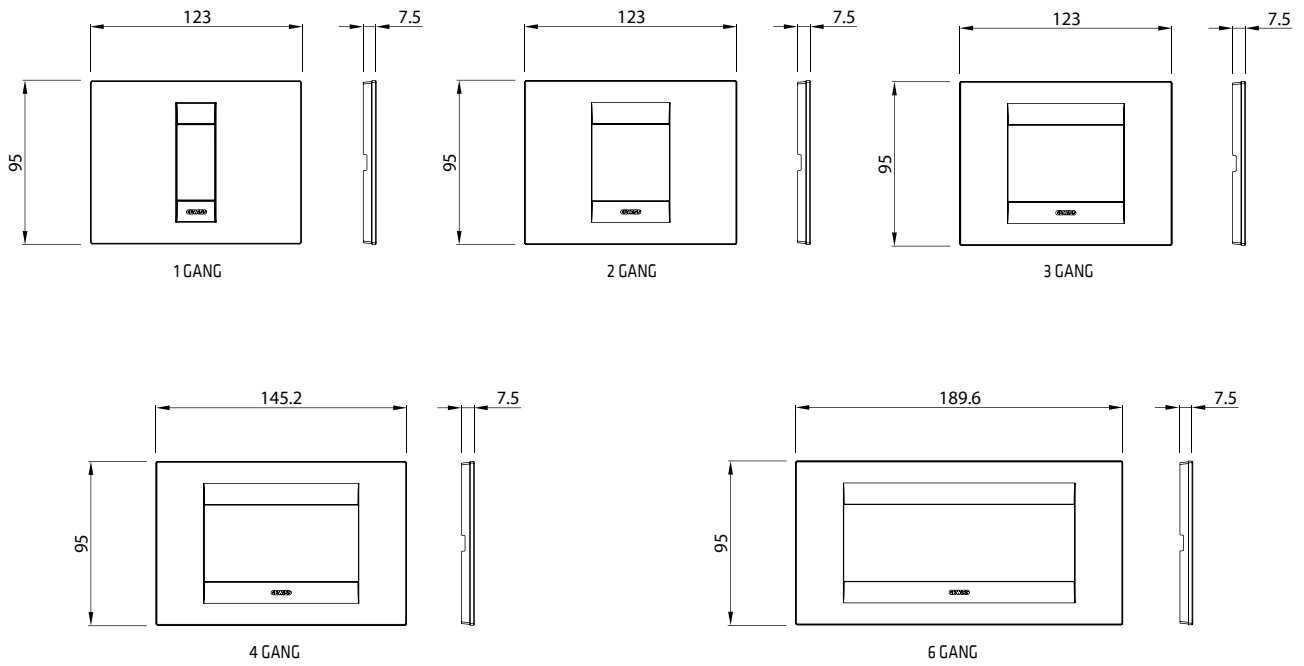
ONE PLATES



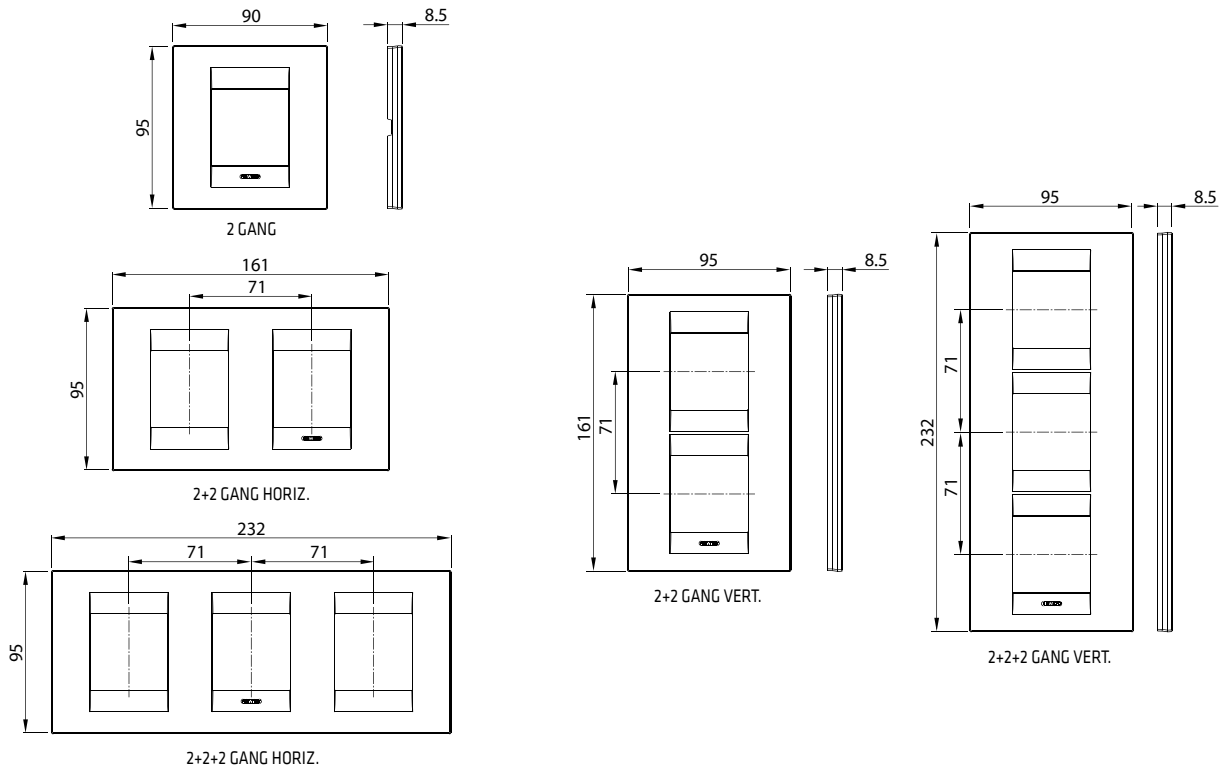
ONE INTERNATIONAL PLATES



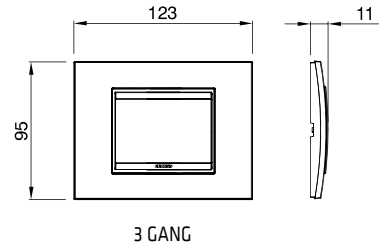
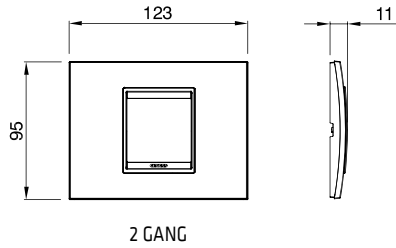
GEO PLATES



GEO INTERNATIONAL PLATES



LUX PLATES



DOMESTIC RANGES

LUX INTERNATIONAL PLATES

