

IDP - A TYPE INSTANTANEOUS



GW D4 011

RESIDUAL CURRENT CIRCUIT BREAKERS



Code	Rated current	Idn	Rated voltage	Auxiliaries compatibility	ReStart compatibility	No. of modules EN 50022	Pack Carton
No. of poles: 2P							
GW D4 011	25 A	10 mA	230 V	Yes	Yes	2	1/6
GW D4 012	25 A	30 mA	230 V	Yes	Yes	2	1/6
GW D4 013	25 A	100 mA	230 V	Yes	Yes	2	1/6
GW D4 014	25 A	300 mA	230 V	Yes	Yes	2	1/6
GW D4 032	40 A	30 mA	230 V	Yes	Yes	2	1/6
GW D4 033	40 A	100 mA	230 V	Yes	Yes	2	1/6
GW D4 034	40 A	300 mA	230 V	Yes	Yes	2	1/6
GW D4 035	40 A	500 mA	230 V	Yes	Yes	2	1/6
GW D4 052	63 A	30 mA	230 V	Yes	Yes	2	1/6
GW D4 053	63 A	100 mA	230 V	Yes	Yes	2	1/6
GW D4 054	63 A	300 mA	230 V	Yes	Yes	2	1/6
GW D4 055	63 A	500 mA	230 V	Yes	Yes	2	1/6
GW D4 072	80 A	30 mA	230 V	Yes	Yes	2	1/6
GW D4 073	① 80 A	100 mA	230 V	Yes	Yes	2	1/6
GW D4 074	① 80 A	300 mA	230 V	Yes	Yes	2	1/6
GW D4 092	② 100 A	30 mA	230 V	Yes	Yes	2	1/6
GW D4 093	② 100 A	100 mA	230 V	Yes	Yes	2	1/6
GW D4 094	② 100 A	300 mA	230 V	Yes	Yes	2	1/6
No. of poles: 4P							
GW 94 866	25 A	10 mA	400 V	Yes	No	3	1/4
GW 94 867	25 A	30 mA	400 V	Yes	No	3	1/4
GW 94 869	25 A	300 mA	400 V	Yes	No	3	1/4
GW 94 885	40 A	30 mA	230 V	Yes	No	3	1/4
GW 94 897	40 A	30 mA	400 V	Yes	No	3	1/4
GW 94 898	40 A	100 mA	400 V	Yes	No	3	1/4
GW 94 899	40 A	300 mA	400 V	Yes	No	3	1/4
GW 94 900	40 A	500 mA	400 V	Yes	No	3	1/4
GW D4 111	25 A	10 mA	400 V	Yes	Yes	4	1/3
GW D4 112	25 A	30 mA	400 V	Yes	Yes	4	1/3
GW D4 113	25 A	100 mA	400 V	Yes	Yes	4	1/3
GW D4 114	25 A	300 mA	400 V	Yes	Yes	4	1/3
GW D4 132	40 A	30 mA	400 V	Yes	Yes	4	1/3
GW D4 133	40 A	100 mA	400 V	Yes	Yes	4	1/3
GW D4 134	40 A	300 mA	400 V	Yes	Yes	4	1/3
GW D4 135	40 A	500 mA	400 V	Yes	Yes	4	1/3
GW D4 152	63 A	30 mA	400 V	Yes	Yes	4	1/3
GW D4 153	63 A	100 mA	400 V	Yes	Yes	4	1/3
GW D4 154	63 A	300 mA	400 V	Yes	Yes	4	1/3
GW D4 155	63 A	500 mA	400 V	Yes	Yes	4	1/3
GW D4 172	② 80 A	30 mA	400 V	Yes	Yes	4	1/3
GW D4 173	② 80 A	100 mA	400 V	Yes	Yes	4	1/3
GW D4 174	② 80 A	300 mA	400 V	Yes	Yes	4	1/3
GW D4 192	② 100 A	30 mA	400 V	Yes	Yes	4	1/3
GW D4 193	② 100 A	100 mA	400 V	Yes	Yes	4	1/3
GW D4 194	② 100 A	300 mA	400 V	Yes	Yes	4	1/3
GW D4 195	② 100 A	500 mA	400 V	Yes	Yes	4	1/3
GW 95 606	125 A	30 mA	400 V	Yes	No	4	1
GW 95 608	125 A	300 mA	400 V	Yes	No	4	1
GW 95 609	125 A	500 mA	400 V	Yes	No	4	1
No. of poles: 4P (N-conductor left)							
GW D4 312	25 A	30 mA	400 V	Yes	Yes	4	1/3
GW D4 314	25 A	300 mA	400 V	Yes	Yes	4	1/3
GW D4 332	40 A	30 mA	400 V	Yes	Yes	4	1/3
GW D4 334	40 A	300 mA	400 V	Yes	Yes	4	1/3
GW D4 352	63 A	30 mA	400 V	Yes	Yes	4	1/3
GW D4 354	63 A	300 mA	400 V	Yes	Yes	4	1/3

90 RCD

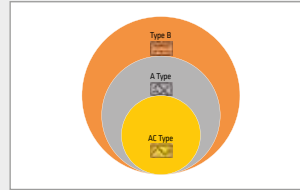


MAXIMUM PROTECTION IN MINIMUM SPACE



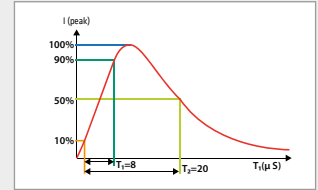
In the same application, the use of compact RCBO's guarantees a saving of the number of modules used which allows the installation of smaller distribution boards and therefore the cost is cheaper.

A CIRCUIT BREAKER FOR EVERY NEED



The 90 RCD range allows to meet all the needs of protection in electrical circuit with different types of earth fault currents, from sinusoidal alternating shape (AC type) and pulsating (A type), up to smooth DC shape (B type).

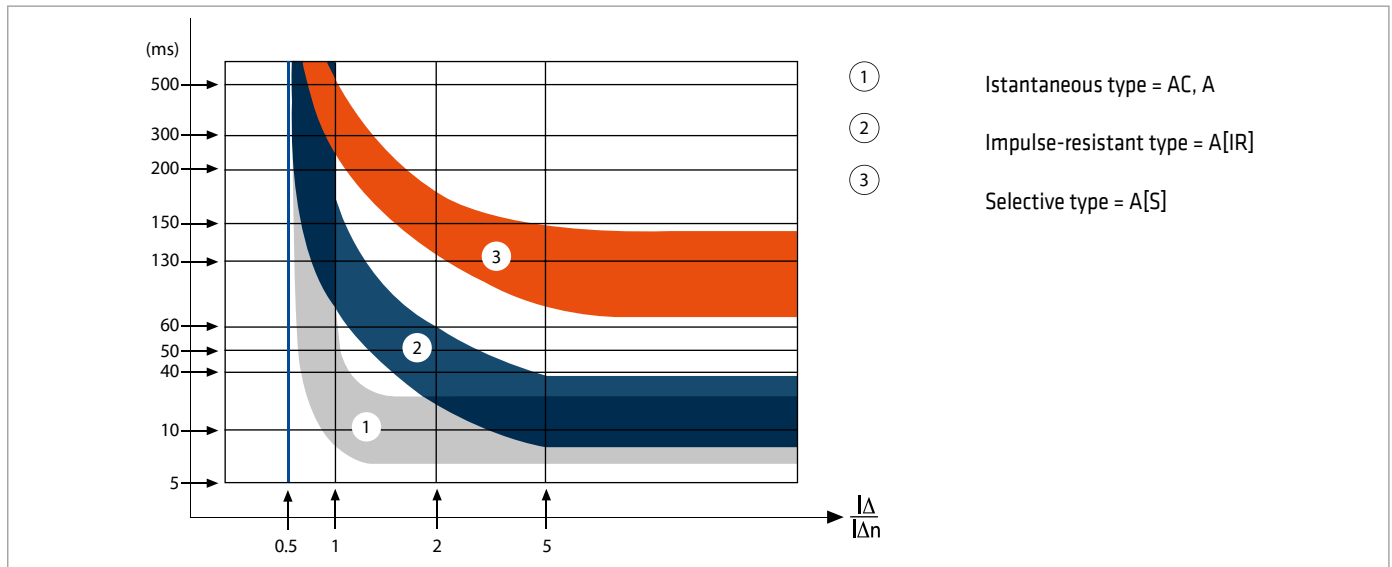
WITHOUT INTERRUPTION



The 90 RCD range also includes Impulse Resistant IR versions with high resistance to untimely tripping due to overvoltage impulses. These versions are particularly suitable for installations where the continuity of service is extremely important.

Residual current circuit breaker tripping characteristics

The following diagram shows the tripping range (relation between leakage current and tripping time) of the different type of RCCBs:



RCD TYPE	AC	A	B	Level of immunity (8/20μs)
RESIDUAL FAULT CURRENT TYPE	 • sinusoidal alternating	 • sinusoidal alternating • pulsating	 • sinusoidal alternating • pulsating • smooth DC	
1. INSTANTANEOUS First level of residual-current protection against direct and indirect contacts	✓	✓		250A
2. IMPULSE RESISTANT Prevention of untimely tripping caused by: • overvoltages due to indirect lightning strikes (8/20 μs impulse current waveform up to 3000A) • overvoltages due to manoeuvres on electrical network • overvoltages due to earth fault on three-phase system • permanent harmonics due electronic devices (immunity to currents with frequency higher than 50Hz) • starting current (immunity to the ring wave waveform)		✓	✓	3000A
3. SELECTIVE Second level of residual-current protection for total or chronometric selectivity with downstream RCDs		✓	✓	3000A 5000A