

COMPANY SOLAR UP&DOWN DOWNLIGHT IN-GROUND BRICKLIGHT FLOODLIGHT BOLLARD BULKHEAD GARDEN URBAN CLASSIC URBAN MODERN POST LAMPS REFERENCES

# GLOBE 500 CLASSIC

GRAND SIZE



Ø 500 mm PMMA globe, complete with classic base made of shockproof resin material, UV-rays stabilized, rust and corrosion-free. Suitable for post top, hanging and wall installation. Base provided with E27 lampholder and prepared for louvre fixation. Insulation class II, protection rating IP55.

*Globo Ø 500 mm in polimetilmetacrilato (PMMA) completo di base classica realizzata in resina antiurto, stabilizzata ai raggi UV, inattaccabile da ruggine e corrosione. Idoneo per il montaggio a palo, a sospensione o a parete. Base fornita con portalampada E27 e predisposta per il fissaggio del frangiluce. Classe di isolamento II, grado di protezione IP55.*



**G50.B50.E27FC1**


MADE IN ITALY


**GLOBE 500 CLASSIC - COMPONENTS**

IP55



**500 mm GLOBE** made of UV-rays stabilized polymethylmethacrylate (PMMA), one piece only. Available in clear, opal or smoked colour.

**GLOBO Ø 500 mm** Ø 500 mm in polimetilmetacrilato (PMMA), resistente all'ingiallimento ed ai raggi UV, realizzato in un unico pezzo. Disponibile nei colori trasparente, bianco o fumé.



Chrome aluminium **LOUVRE** with a laminar symmetrical optic system to direct the lighting output and to get a lower dazzle (optional).

**FRANGILUCE** in alluminio cromato con sistema ottico lamellare a ripartizione simmetrica per orientare il fascio di luce e ridurre l'abbagliamento (opzionale).

Luminaries **BASE**, made of shockproof resin material, UV-rays stabilized, rust and corrosion-free, consisting of a support and of a cover provided with E27 - E40 lampholder.

**BASE del globo**, realizzata in resina antiurto, stabilizzata ai raggi UV, inattaccabile da ruggine e corrosione. Composta da un supporto e da un coperchio in cui si trova l'alloggiamento per il portalamпада E27 (incluso).

**GLOBE 500 CLASSIC**

G50.B50 \*



**Dimensions and weight**

Height: 630 mm  
Diameter: 500 mm  
Junction to support: diameter 60 mm  
Weight: 3,6 Kg  
Area exposed to wind pressure: CxS = m<sup>2</sup> 0,181

**Moulded colours:**

Black   White

**Painted colours:**

Antique green   Antique bronze

**Diffuser PMMA:**

Clear   Opal   Smoked

**CHROME ALUMINIUM LOUVRE**

H.FC1 closed  
Upward position



H.FC6 open  
Downward position



**E27-E40**

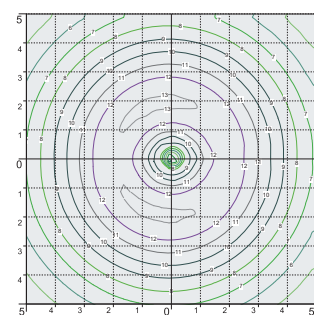
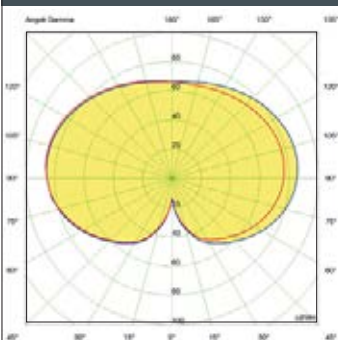
\*ADD. SUFFIX



Globe complete with classic base and **E27** or **E40** lampholder.

suitable lamps:  CFL-LED SON-HQI  max 100W	<b>E27</b> Lampholder only	.E27
	<b>E40</b> Lampholder only	.E40

**PHOTOMETRIC DATA SAMPLE**



**GLOBE 500 E27 - opal**  
HQI 100W

POST height 4,5mt  
10x10mt area: average 9 lux

The photometric data for all the versions are available upon request or on our website.

\* ADD THE ABOVE SUFFIXES TO THE REFERENCES MENTIONED IN THE CATALOGUE



# GIONA 4500-5000/GLOBE 500 CLASSIC

GRAND SIZE



GIONA 4500 ARON/G500 1L	GIONA 5000 ARON/G500 1L
G50.224.N10	G50.227.N10
Pcs 1 Kg 67,4 mc 1,031	Pcs 1 Kg 69,4 mc 1,146
1185	
5160 4660	
400	

ARON/G500
G50.172
Pcs 1 Kg 8,9 mc 0,178
1165
750
910
1165

LOT/G500
G50.113
Pcs 2 Kg 9 mc 0,275
800
Ø 190

GIONA 4500 ARON/G500 2L	GIONA 5000 ARON/G500 2L
G50.224.N20	G50.227.N20
Pcs 1 Kg 74 mc 1,115	Pcs 1 Kg 76 mc 1,239
2270	
5650	
5150	

ERMON.R/G500
G50.195 resin
500
1490
Ø 275
Pcs 1 Kg 9,6 mc 0,212

GIONA 4500 ARON/G500 4L	GIONA 5000 ARON/G500 4L
G50.224.N40	G50.227.N40
Pcs 1 Kg 89 mc 1,282	Pcs 1 Kg 91 mc 1,425
2270	
5650	
5150	