

GLOBE 250 CLASSIC

SMALL SIZE



Ø 250 mm PMMA globe, complete with classic globe base made of shockproof resin material, UV-rays stabilized, rust and corrosion-free. Suitable for post top, hanging and wall installation. Supplied as optional with TÜV-CB certified, long-life and efficient **LED lamps** suitable for outdoor use. Insulation class II, protection rating IP 55.

*Globo Ø 250 mm in polimetilmetacrilato (PMMA) completo di base classica realizzata in resina antiurto, stabilizzata ai raggi UV, inattaccabile da ruggine e corrosione. Idoneo per il montaggio a palo, a sospensione o a parete. Fornito anche completo di **lampadine LED** adatte ad uso in ambiente esterno, certificate TÜV-CB, di lunga durata ed elevata efficienza. Classe di isolamento II, grado di protezione IP55.*



G25.131

6,5W 800 lm	8,5W 920 lm	11W 1200 lm	
2700 K	2700 K	4000 K	6500 K
+80°C -30°C	90% HUMIDITY	VOLTAGE SURGE RESISTANT	
INDOOR & OUTDOOR USE			



GLOBE 250 CLASSIC - COMPONENTS

IP55



Ø 250 mm **GLOBE** made of UV-rays stabilized polymethylmethacrylate (PMMA), one piece only. Available in clear, opal or smoked colour.

GLOBO Ø 250 mm in polimetilmetacrilato (PMMA), resistente all'ingiallimento ed ai raggi UV, realizzato in un unico pezzo. Disponibile nei colori trasparente, bianco o fumé.

Clear (X)

Opal (Y)

Smoked (Z)



GLOBE BASE with classic design, made of shockproof resin material, UV-rays stabilized, rust and corrosion-free. Supplied complete with E27 lampholder.

REGGIBOCCIA con disegno classico realizzato in resina antiurto, stabilizzato ai raggi UV, inattaccabile da ruggine e corrosione. Fornito completo di portalampada E27.

GLOBE 250 CLASSIC

G25.B25 *



Dimensions and weight

Height: 260 mm
Diameter: 250 mm
Weight: 0,8 Kg

Moulded colours:

Black White

Painted colours:

Antique green Antique bronze

Diffuser PMMA:

Clear Opal Smoked

E27 FILAMENT







E27 CCT SET(*)





100 - 240 V

*ADD. SUFFIX

suitable lamps: CFL-LED		E27 lampholder only		.E27
LAMP	POWER	LUMINOUS FLUX UP TO	COLOUR TEMP.	
	6,5W	800 lm	2700 K	.F1R
	8,5 W	920 lm	6500 K 4000 K 2700 K	.V1K
	11 W	1200 lm	6500 K 4000 K 2700 K	.T1K

 **6,5W filament** = **60W incandescent**

 **8,5W CCT** = **75W incandescent**

 **11W CCT** = **75W incandescent**

SAVE up to 89%

- Perfect **MATCHING WITH CLASSIC LANTERNS.**
- **SUITABLE FOR OUTDOOR USE:** 100-240V driver.
- **360°OMNIDIRECTIONAL LIGHT. HIGH EFFICIENCY: 90% ENERGY SAVING.**

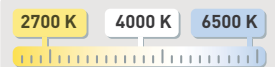
- **A60 CCT SETTABLE:** 2700K/4000K/6500K.
- **SUITABLE FOR OUTDOOR USE:** 100-240V driver.
- **EYE COMFORT** opal glass.
- **HIGH EFFICIENCY: >85% ENERGY SAVING.**

LED LAMPS



Comply with:EU2019/2015
EU2019/2020
Technical details on page 596.

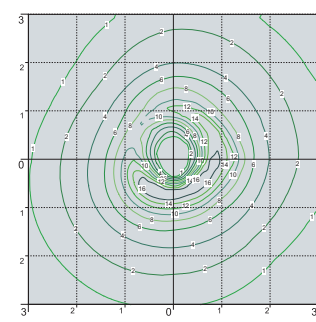
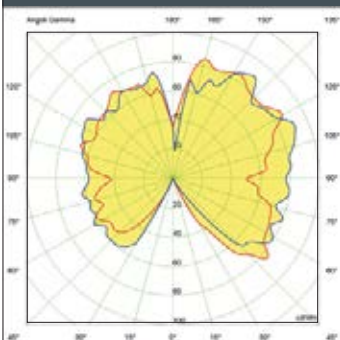
CCT SETTABLE LED LAMP(*)



6500K - 920lm
4000K - 920lm
2700K - 840lm

CCT switch settable in three different positions, to select the desired Kelvin temperature (2700K/4000K/6500K) and get a customized ambiance.

PHOTOMETRIC DATA SAMPLE



GLOBE 250 CLASSIC clear with Fumagalli Filament Led Lamp 6,5W.

POST height 1mt
6x6mt area: average 4 lux

The photometric data for all the versions are available upon request or on our website.

* ADD THESE SUFFIXES TO THE REFERENCES MENTIONED IN THE CATALOGUE

COMPANY SOLAR UP&DOWN DOWNLIGHT IN-GROUND BRICKLIGHT FLOODLIGHT BOLLARD BULKHEAD GARDEN URBAN CLASSIC URBAN MODERN POST LAMPS REFERENCES

GLOBE 250 CLASSIC

SMALL SIZE



G25.158.S20



G25.156.F1R



G25.162.V1K



G25.131.F1R

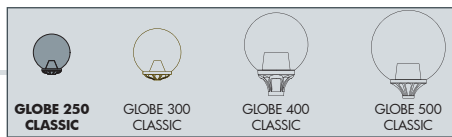


G25.110.F1R



G25.141.F1R

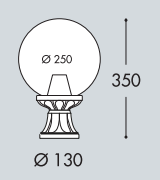




MIKROLOT/G250

E27	G25.110.E27
6,5W filament	G25.110.F1R
8,5W CCT set	G25.110.V1K
11W CCT set	G25.110.T1K

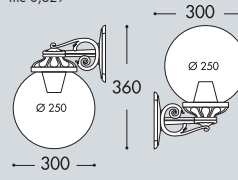
Pcs 36
Kg 42
mc 0,829



BISSO/G250

E27	G25.131.E27
6,5W filament	G25.131.F1R
8,5W CCT set	G25.131.V1K
11W CCT set	G25.131.T1K

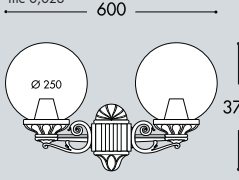
Pcs 36
Kg 42
mc 0,829



PORPORA/G250

E27	G25.141.E27
6,5W filament	G25.141.F1R
8,5W CCT set	G25.141.V1K
11W CCT set	G25.141.T1K

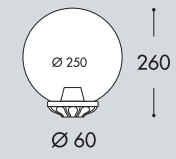
Pcs 1
Kg 4
mc 0,028



GLOBE 250 CLASSIC

G25.B25

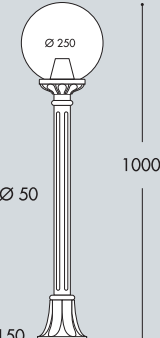
Pcs 2
Kg 1,6
mc 0,025



MIZAR/G250 resin

E27	G25.151.E27
6,5W filament	G25.151.F1R
8,5W CCT set	G25.151.V1K
11W CCT set	G25.151.T1K

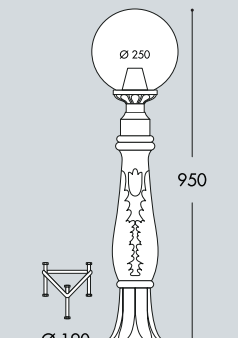
Pcs 2
Kg 4
mc 0,078



IAFET.R/G250 resin

E27	G25.162.E27
6,5W filament	G25.162.F1R
8,5W CCT set	G25.162.V1K
11W CCT set	G25.162.T1K

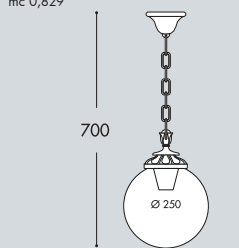
Pcs 2
Kg 6,9
mc 0,092



SICHEM/G250

E27	G25.120.E27
6,5W filament	G25.120.F1R
8,5W CCT set	G25.120.V1K
11W CCT set	G25.120.T1K

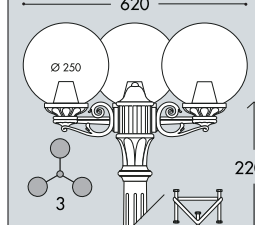
Pcs 36
Kg 42
mc 0,829



GIGI BISSO/G250 3L

E27	G25.156.S30.E27
6,5W filament	G25.156.S30.F1R
8,5W CCT set	G25.156.S30.V1K
11W CCT set	G25.156.S30.T1K

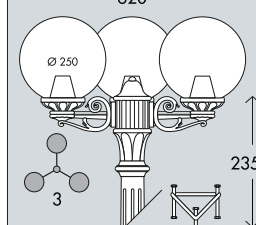
Pcs 2
Kg 25,4
mc 0,31



RICU BISSO/G250 3L

E27	G25.157.S30.E27
6,5W filament	G25.157.S30.F1R
8,5W CCT set	G25.157.S30.V1K
11W CCT set	G25.157.S30.T1K

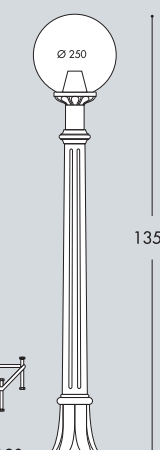
Pcs 2
Kg 27,5
mc 0,339



ALOE'R/G250 resin

E27	G25.163.E27
6,5W filament	G25.163.F1R
8,5W CCT set	G25.163.V1K
11W CCT set	G25.163.T1K

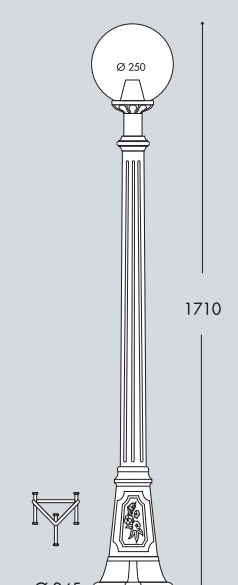
Pcs 2
Kg 7
mc 0,122



ARTU'/G250

E27	G25.158.E27
6,5W filament	G25.158.F1R
8,5W CCT set	G25.158.V1K
11W CCT set	G25.158.T1K

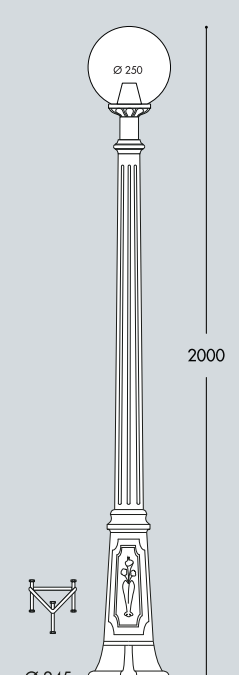
Pcs 2
Kg 17,1
mc 0,186



GIGI/G250

E27	G25.156.E27
6,5W filament	G25.156.F1R
8,5W CCT set	G25.156.V1K
12W CCT set	G25.156.T1K

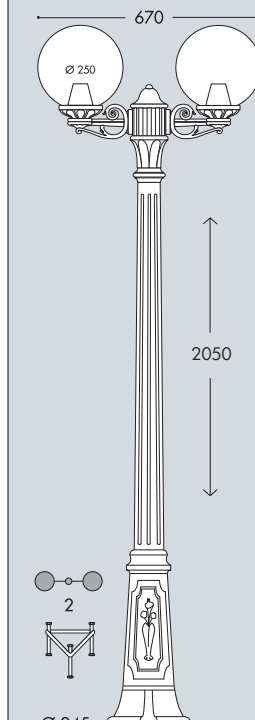
Pcs 2
Kg 20,1
mc 0,217



GIGI BISSO/G250 2L

E27	G25.156.S20.E27
6,5W filament	G25.156.S20.F1R
8,5W CCT set	G25.156.S20.V1K
11W CCT set	G25.156.S20.T1K

Pcs 2
Kg 23,7
mc 0,27



RICU BISSO/G250 2L

E27	G25.157.S20.E27
6,5W filament	G25.157.S20.F1R
8,5W CCT set	G25.157.S20.V1K
11W CCT set	G25.157.S20.T1K

Pcs 2
Kg 24,8
mc 0,304

