





Sensors

- most of the assortment consists of PIR motion sensors
- microwave sensors are less demanding for placement than PIR
- also work as switches for lights, outdoor lights or alarms
- can also send a command to open doors or roll gates
- detection angle of 180° or 360° and range of 6–12 m

G1120 1/-/-/40
14 54 007 200 G1120

detection angle: 180° = detection distance: 12 m = switching time: min. 10 seconds – max. 7 minutes = IP rating: IP44 = sensor type: PIR = power source: 230 V~/50 Hz = max. resistive load: 1200 W = packaging: 1 pc, small box





G1125 1/-/-/40
14 54 007 250 G1125










detection angle: 180° = detection distance: 12 m = switching time: min. 10 seconds – max. 7 minutes = IP rating: IP44 = sensor type: PIR = power source: 230 V~/50 Hz = max. resistive load: 1200 W = packaging: 1 pc, small box

G1140 1/-/-/24
14 54 009 100 G1140





detection angle: 180° = detection distance: 12 m = switching time: min. 10 seconds – max. 15 minutes = IP rating: IP65 = sensor type: PIR = power source: 230 V~/50 Hz = max. resistive load: 1200 W = packaging: 1 pc, small box

G1150 1/-/-/20
14 54 009 200 G1150





detection angle: 360° = detection distance: 6 m = switching time: min. 10 seconds – max. 15 minutes = IP rating: IP20 = sensor type: PIR = power source: 230 V~/50 Hz = max. resistive load: 2 000 W = packaging: 1 pc, small box

G1130 1/-/-/20
14 54 008 100 G1130





detection angle: 360° = detection distance: 6 m = switching time: min. 10 seconds – max. 7 minutes = IP rating: IP20 = sensor type: PIR = power source: 230 V~/50 Hz = max. resistive load: 1200 W = packaging: 1 pc, small box

G1160 1/-/-/36
14 54 010 100 G1160





detection angle: 360° = detection distance: 6 m = switching time: min. 10 seconds – max. 15 minutes = IP rating: IP20 = sensor type: PIR = power source: 230 V~/50 Hz = max. resistive load: 1200 W = packaging: 1 pc, small box

G1110 1/-/-/80
14 54 007 100 G1110














detection angle: 360° = detection distance: 6 m = switching time: 5 s, 30 s, 1 min, 3 min, 5 min, 8 min = IP rating: IP20 = sensor type: PIR = power source: 230 V~/50 Hz = max. resistive load: 800 W = packaging: 1 pc, small box

G1180 1/-/-/24
14 54 012 100 G1180

detection angle: 360° = detection distance: 8 m = switching time: min. 10 seconds – max. 12 minutes = IP rating: IP20 = sensor type: microwave = power source: 230 V~/50 Hz = max. resistive load: 1200 W = packaging: 1 pc, small box



G1190	1/-/-/24	
14 54 013 100	G1190	
		
detection angle: 360° = detection distance: 8 m = switching time: min. 10 seconds – max. 12 minutes = IP rating: IP20 = sensor type: microwave = power source: 230 V~/50 Hz = max. resistive load: 1200 W = packaging: 1 pc, small box		



G1210	1/-/-/80	
14 54 014 100	G1210	
		
detection angle: 360° = detection distance: 15 m = switching time: min. 10 seconds – max. 12 minutes = IP rating: IP20 = sensor type: microwave = power source: 230 V~/50 Hz = max. resistive load: 1200 W = packaging: 1 pc, small box		



Decorations

Decorations

LED candles

ZY2141	1/-/-/8	
15 34 214 100	ZY2141	
		
<ul style="list-style-type: none"> ▪ using: indoor ▪ power: 0.06 W ▪ shape: candle ▪ type: decoration ▪ IP rating: IP20 ▪ lifetime: 50 000 hours 		

ZY2142	1/-/-/8	
15 34 214 200	ZY2142	
		
<ul style="list-style-type: none"> ▪ using: indoor ▪ power: 0.06 W ▪ shape: candle ▪ type: decoration ▪ IP rating: IP20 ▪ lifetime: 50 000 hours 		

ZY2143	1/-/-/8	
15 34 214 300	ZY2143	
		
<ul style="list-style-type: none"> ▪ using: indoor ▪ power: 0.06 W ▪ shape: candle ▪ type: decoration ▪ IP rating: IP20 ▪ lifetime: 50 000 hours 		

ZY2144	1/-/-/8	
15 34 214 400	ZY2144	
		
<ul style="list-style-type: none"> ▪ using: indoor ▪ power: 0.06 W ▪ shape: candle ▪ type: decoration ▪ IP rating: IP20 ▪ lifetime: 50 000 hours 		