


LS Meta-MEC Manual Motor Starters deliver more efficiency through various functions and compact design

MMS 32H... 32A [Scale 1:1]



Handle Lock



Dial cover



Terminals

MMS-32



Screw

MMS-63



Lug

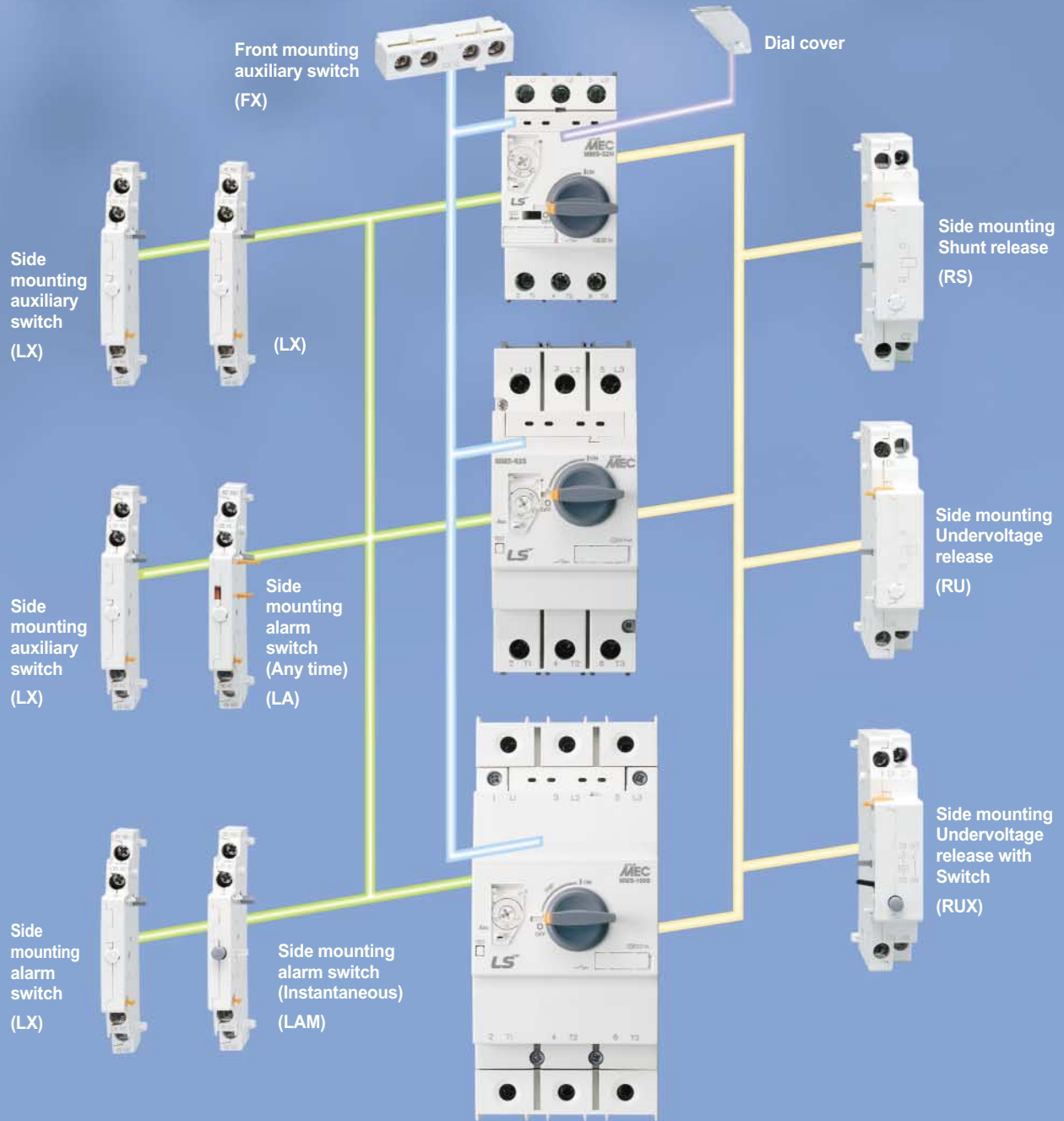
MMS-100




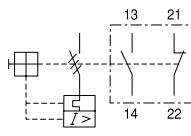
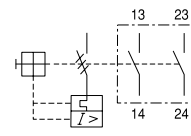
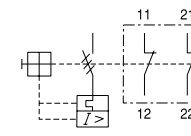

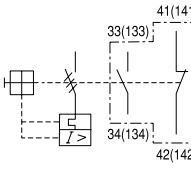
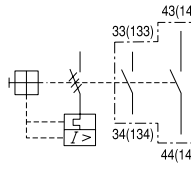
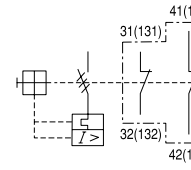

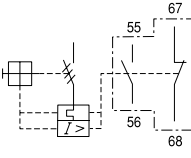
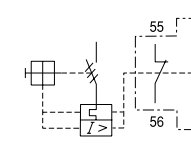

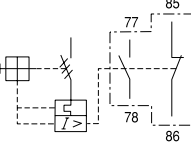
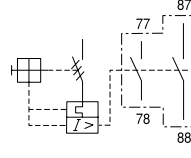
Lug

Common use from 32 to 100AF

A wide variety of accessories enables a flexible response to changes in specifications



Accessories (Electrical Auxiliaries)

Type	Description	Connection diagram		
FX... 	Auxiliary Switch <ul style="list-style-type: none"> • Front mounting • 2-pole • One front mounting module per circuit breaker 	1NO1NC 	2NO 	2NC 
LX... 	Auxiliary Switch <ul style="list-style-type: none"> • Side mounting on the left • 2-pole • One side mounting module per circuit breaker 	1NO1NC 	2NO 	2NC 
LA... 	Any Trip Alarm Switch <ul style="list-style-type: none"> • Operates in case of trip • Side mounting on the left • 2-pole • Set LA first in case of using LX together (MMS-63 can not accept LX and LA together) • For MMS-32 and MMS-63/100 products are separated. 	1NO1NC 		2NC 
LAM... 	Magnetic Trip Alarm Switch <ul style="list-style-type: none"> • Operates in case of short circuit accidents that is over 20 times of the rated current • Side mounting on the left • 2-pole • Set LAM first in case of using LX together 	1NO1NC 	2NO 	2NC 