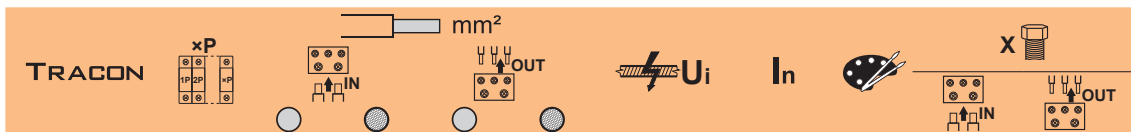



Clemă șir modulară pentru mufare, cu capac care se poate deschide



FLS0T35	1P	1×35	1×35	1×35	1×35	1.000 V AC/DC	125 A		M10	M10
FLS0T95	1P	1×95	1×70	1×95	1×70	1.000 V AC/DC	250 A		M16	M16
FLS0T95L	1P	1×95	1×95	1×95	1×95	690 V AC/DC	250 A		M10	M10



FLS0T95L



FLS0T35
FLS0T95



V2
UL94

400
V AC

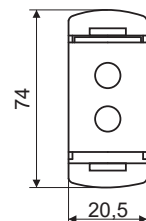
IP
20

35×7.5

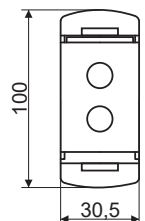
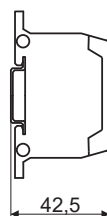
Cu-sn

PA6.6

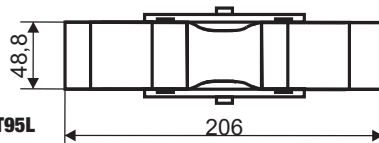
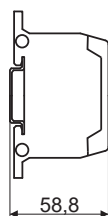
Ta
-20...+75 °C



FLS0T35



FLS0T95



FLS0T95L



**DACĂ TREBUIE
SĂ LIPEASCĂ CU
ADEVĂRAT**

O gamă largă de culori și dimensiuni
Calitate superioară

TRACON
ELECTRIC®

M/2

